

**SAMPLE PROGRAMME OUTCOMES ATTAINMENT CALCULATION****M.A. Economics (2022-24)**

Course	Average of CO-PO Mapping	Course Attainment	PO Attainment
Micro Economics - I (EC010101)	2.69	3	2.69
Macro Economics I (EC010102)	2.33	3	2.33
Development Economics (EC010103)	2.49	3	2.49
Indian Economy-I (EC010104)	2.59	3	2.59
Mathematical Methods For Economic Analysis (EC010105)	1.53	3	1.53
Micro Economics - II (EC010201)	2.63	3	2.63
Macro Economics –II (EC010102)	2.04	3	2.04
Public Economics (EC010203)	2.44	3	2.44
Indian Economy-II (EC010204)	2.83	3	2.83
Statistical Methods For Economic Analysis (EC010205)	1.5	3	1.5
International Economics (EC010301)	2.24	3	2.24
Econometrics-1 (ECO010302)	2.88	3	2.88
Heterodox Economics (ECO010303)	2.11	3	2.11
Environmental Economics (ECO010304)	1.73	2.95	1.70
Kerala Economy (ECO010305)	2.33	3	2.33
International Finance (EC010401)	2.13	3	2.13
Econometrics –II (ECO010402)	2.89	3	2.89
Agricultural Economics(EC800401)	2.13	3	2.13
Industrial Economics (EC800402)	2.31	3	2.31
Labour Economics (EC800403)	2.05	3	2.05

PO Attainment = 2.29

**M.Sc. Psychology (2022-24)**

Course	Average of CO- PO Mapping	Course Attainment	PO Attainment
Cognitive Psychology (PY010101)	2.19	3	2.19
Personality and Personal Development (PY010102)	2.20	3	2.2
Psychopathology (PY010103)	1.84	3	1.84
Psychometry (PY010104)	2.07	3	2.07
Psychology of Intelligence, Learning and Motivation (PS2PC5)	2.38	3	2.38
Health Psychology (PY010202)	2.22	3	2.22
Research Methodology (PS2PC8)	1.94	3	1.94
Positive Psychology (PY010204)	2.42	3	2.42
Neuropsychology (PY01010301)	2.20	3	2.2
Counselling Psychology (PY010302)	1.47	3	1.47
Cognitive and Behaviourally Oriented Therapies (PS3PC10)	2.31	3	2.31
Clinical Psychology and Assessment (PY010301)	2.18	3	2.18
Psychotherapy (PS4PE15B3)	1.87	3	1.87
Contemporary Social Issues and Role of Psychology in Social Engineering (PY010401)	2.04	3	2.04
Training Programme for Mental health Promotion (PY010402)	2.56	3	2.56
Specializations in Clinical Psychology (PY800403)	2.22	3	2.22

PO Attainment=2.13



COURSE OUTCOME ATTAINMENT- M.A. ECONOMICS (2022-24)

KURIAKOSE ELIAS COLLEGE

MANNANAM

KOTTAYAM, KERALA PIN 686561, MOB: 8590704501 | EMAIL: kecollegemnm@gmail.com

CO-PO ATTAINMENT PROCEDURE FOR DIRECT AND INDIRECT ASSESSMENT

Course Details	
Course Code & Name	EC010101 - Micro Economics I
Teaching Staff	Lenny Elsa Varghese
Semester	1
Number of Enrolled Students	13
Programme	M. A. ECONOMICS
Syllabus	MA Economics-revised-2018

Programme Details	
Programme Name	M. A. ECONOMICS
Head of the Department	RINU JOSE



Step 1:

Program Outcome (PO)

PO5: Achieve skills, understandings and personal attribute that makes graduates to gain employment and be successful in their chosen occupations, which benefits themselves, the workforce, the community and the economy.

PO6: Ability to portray good interpersonal skills with high ability to work collaboratively as part of a team undertaking a range of different team roles

PO7: The significance of conserving a clean environment for perpetuation and sustainable development

PO8: Ability to act with integrity and good ethics in their profession and their obligation to society

PO9: Ability to demonstrate leadership, to take action and to get others involved.

P10: Ability to present technical and scientific information and arguments clearly in written and oral presentation.

PO12: Ability to seek new knowledge, skills and manage relevant information from various sources.

PO1: Ability to apply and acquire knowledge as evidenced by research activities to find solutions for complex problems by employing right tools

PO4: Possess high awareness of major issues and competent in initiating, developing, and pursuing a scientific research.

Program Specific Outcome (PSO)

Program Educational Objectives(PEO)

**Step 2:**

CO-PO Correlation

	Description	PO
CO1	Demonstrate an understanding of relevant microeconomic concepts	PO4, PO8, PO5, PO9, PO6, P10, PO1, PO7, PO12
CO2	Demonstrate a capacity to explain and evaluate critically theoretical arguments	PO1, PO7, PO12, PO4, PO8, PO5, PO9, PO6, P10
CO3	Analyse firm's production processes and decisions	PO6, P10, PO1, PO7, PO12, PO4, PO8, PO5, PO9
CO4	Analyse consumer behaviour and consumer decisions	PO5, PO9, PO6, P10, PO1, PO7, PO12, PO4, PO8
CO5	Apply economic techniques on various policy issues	PO4, PO8, PO5, PO9, PO6, P10, PO1, PO7, PO12

CO-PO Mapping



	P10	PO1	PO12	PO4	PO5	PO6	PO7	PO8	PO9
CO1	2	3	3	3	3	3	2	2	3
CO2	3	3	3	3	3	3	2	2	2
CO3	3	3	2	3	3	3	3	2	2
CO4	2	3	3	3	3	2	3	3	2
CO5	3	3	3	3	3	3	3	3	1
AVERAGE	2.6	3	2.8	3	3	2.8	2.6	2.4	2

CO-PSO Mapping

Step 3:

Weightage, Benchmark and Attainment

Weightage		
Direct Assessment	Internal	20
	External	80
Indirect Assessment	Course Evaluation Survey	
		100
		0

Benchmark and Attainment			
Level	Benchmark	Strength	Attainment
Level 1	20% Students got more than target	(20% of Student strength): 3.20	1
Level 2	30% Students got more than target	(30% of Student strength): 4.80	2
Level 3	40% Students got more than target	(40% of Student strength): 6.40	3

**Step4**

Course Attainment for each CO: Direct Assessment for Various Internal Examination

Assignment	CO	Total Mark	CTM* (50%)	No. of students above threshold	Attainment
	CO1	6	3	13	3
	CO2	15	7.5	13	3
	CO3	11	5.5	12	3
	CO4	6	3	13	3
	CO5	2	1	13	3

Course Attainment for CO: Direct Attainment External

External Examination	CO	Total Mark	CTM* (50%)	No of Students above threshold	Attainment
	CO1	-	-	-	3.00
	CO2				
	CO3				
	CO4				
	CO5				

*Competency Threshold Mark

Step5:

Course Attainment for each CO: Indirect Assessment (Course Exit Survey)

Indirect Assessment	CO	Average Attainment	Attainment
	CO1	-	0.00
	CO2	-	
	CO3	-	
	CO4	-	
	CO5	-	



Step 6:

Direct Attainment

	CO1	CO2	CO3	CO4	CO5	Average	Weightage	Attainment
Internal	3.00	3.00	3.00	3.00	3.00	3.00	20	0.60
External	3	3	3	3	3	3.00	80	2.40
Direct Attainment Total								3

Step 7:

Course Outcome Attainment

	Attainment	Weightage	Final Attainment
Direct Attainment	3.00	100%	3.00
Indirect Attainment	0.00	0%	0.00
Course Outcome Attainment			3.00
Course Outcome Attainment Percentage			100.00%

Signature of Teacher



Signature of HOD



KURIAKOSE ELIAS COLLEGE

MANNANAM

KOTTAYAM, KERALA PIN 686561, MOB: 8590704501 |EMAIL: kecollegemnm@gmail.com

CO-PO ATTAINMENT PROCEDURE FOR DIRECT AND INDIRECT ASSESSMENT

Course Details	
Course Code & Name	EC010202 - Macroeconomics-1
Teaching Staff	GINCY LUKOSE V
Semester	1
Number of Enrolled Students	13
Programme	M. A. ECONOMICS
Syllabus	MA Economics-revised-2018

Programme Details	
Programme Name	M. A. ECONOMICS
Head of the Department	RINU JOSE



Step 1:

Program Outcome (PO)

PO5: Achieve skills, understandings and personal attribute that makes graduates to gain employment and be successful in their chosen occupations, which benefits themselves, the workforce, the community and the economy.

PO6: Ability to portray good interpersonal skills with high ability to work collaboratively as part of a team undertaking a range of different team roles

PO7: The significance of conserving a clean environment for perpetuation and sustainable development

PO8: Ability to act with integrity and good ethics in their profession and their obligation to society

PO9: Ability to demonstrate leadership, to take action and to get others involved.

PO10: Ability to present technical and scientific information and arguments clearly in written and oral presentation.

PO12: Ability to seek new knowledge, skills and manage relevant information from various sources.

PO1: Ability to apply and acquire knowledge as evidenced by research activities to find solutions for complex problems by employing right tools

PO4: Possess high awareness of major issues and competent in initiating, developing, and pursuing a scientific research.

Program Specific Outcome (PSO)

Program Educational Objectives (PEO)



Step 2:

CO-PO Correlation

	Description	PO
Co 1	1.Know the major issues as they arise in macro economics	PO6, P10, PO1, PO7, PO12, PO4, PO8, PO5, PO9
Co 2	Examine alternative approaches to modelling consumption and investment	PO4, PO6, PO8, P10, PO1, PO5, PO7, PO9, PO12
Co3	Critically evaluate the usefulness of macroeconomic technique	PO4, PO6, PO8, P10, PO1, PO5, PO7, PO9, PO12

CO-PO Mapping

	P10	PO1	PO12	PO4	PO5	PO6	PO7	PO8	PO9
Co 1	2	3	2	3	2	2	2	2	2
Co 2	2	3	2	3	2	2	1	3	2
Co3	2	3	3	3	2	3	2	3	2
AVERAG E	2	3	2.33	3	2	2.33	1.67	2.67	2

CO-PSO Mapping

**Step 3:**

Weightage, Benchmark and Attainment

Weightage			
Direct Assessment	Internal	20	100
	External	80	
Indirect Assessment	Course Evaluation Survey		0

Benchmark and Attainment			
Level	Benchmark	Strength	Attainment
Level 1	20% Students got more than target	(20% of Student strength): 3.20	1
Level 2	30% Students got more than target	(30% of Student strength): 4.80	2
Level 3	40% Students got more than target	(40% of Student strength): 6.40	3

Step 4

Course Attainment for each CO: Direct Assessment for Various Internal Examination

	CO	Total Mark	CTM* (50%)	No. of students above threshold	Attainment
Internal 1	Co 1	15	7.5	12	3
	Co 2	16	8	13	3
	Co3	23	11.5	11	3



Course Attainment for CO: Direct Attainment External

External Examination	CO	Total Mark	CTM* (50%)	No of Students above threshold	Attainment
	Co 1	-	-	-	3.00
	Co 2				
	Co 3				

*Competency Threshold Mark

Step 5:

Course Attainment for each CO: Indirect Assessment (Course Exit Survey)

Indirect Assessment	CO	Average Attainment	Attainment
	Co 1	-	0.00
	Co 2	-	
	Co 3	-	

Step 6:

Direct Attainment

	Co 1	Co 2	Co 3	Average	Weightage	Attainment
Internal	3.00	3.00	3.00	3.00	20	0.60
External	3	3	3	3.00	80	2.40
Direct Attainment Total						3

Step 7:

Course Outcome Attainment

	Attainment	Weightage	Final Attainment
Direct Attainment	3.00	100%	3.00
Indirect Attainment	0.00	0%	0.00
Course Outcome Attainment			3.00
Course Outcome Attainment Percentage			100.00%

Signature of Teacher



Signature of HOD



KURIAKOSE ELIAS COLLEGE

MANNANAM

KOTTAYAM, KERALA PIN 686561, MOB: 8590704501 |EMAIL: kecollegemnm@gmail.com

CO-PO ATTAINMENT PROCEDURE FOR DIRECT AND INDIRECT ASSESSMENT

Course Details	
Course Code & Name	EC010103 - Development Economics
Teaching Staff	RINU JOSE
Semester	1
Number of Enrolled Students	13
Programme	M. A. ECONOMICS
Syllabus	MA Economics-revised-2018

Programme Details	
Programme Name	M. A. ECONOMICS
Head of the Department	RINU JOSE



Step 1:

Program Outcome (PO)

PO5: Achieve skills, understandings and personal attribute that makes graduates to gain employment and be successful in their chosen occupations, which benefits themselves, the workforce, the community and the economy.

PO6: Ability to portray good interpersonal skills with high ability to work collaboratively as part of a team undertaking a range of different team roles

PO7: The significance of conserving a clean environment for perpetuation and sustainable development

PO8: Ability to act with integrity and good ethics in their profession and their obligation to society

PO9: Ability to demonstrate leadership, to take action and to get others involved.

PO10: Ability to present technical and scientific information and arguments clearly in written and oral presentation.

PO12: Ability to seek new knowledge, skills and manage relevant information from various sources.

PO1: Ability to apply and acquire knowledge as evidenced by research activities to find solutions for complex problems by employing right tools

PO4: Possess high awareness of major issues and competent in initiating, developing, and pursuing a scientific research.

Program Specific Outcome (PSO)

Program Educational Objectives (PEO)



Step 2:

CO-PO Correlation

	Description	PO
CO1	Demonstrate an understanding of concepts of economic development	PO7, PO6, PO12, PO9, PO4, PO8, PO5, P10, PO1
CO2	Discuss the recent literature, both empirical and analytical, on theories of underdevelopment in developing countries	PO5, P10, PO1, PO7, PO6, PO12, PO9, PO4, PO8
CO3	Evaluate critically alternative theories of development and growth	PO4, PO8, PO5, P10, PO1, PO7, PO6, PO12, PO9
CO4	Discuss various approaches to development	PO12, PO9, PO4, PO8, PO5, P10, PO1, PO7, PO6
CO5	Evaluate critically some of the results in the literature, particularly those related to development issues	PO7, PO6, PO12, PO9, PO4, PO8, PO5, P10, PO1

CO-PO Mapping



	P10	PO1	PO12	PO4	PO5	PO6	PO7	PO8	PO9
CO1	3	3	3	2	3	2	2	1	2
CO2	3	3	3	3	2	2	2	1	2
CO3	3	3	3	3	3	2	2	2	2
CO4	3	3	3	2	3	2	2	2	2
CO5	3	3	3	3	2	3	3	2	3
AVERAGE	3	3	3	2.6	2.6	2.2	2.2	1.6	2.2

CO-PSO Mapping

Step 3:

Weightage, Benchmark and Attainment

Weightage		
Direct Assessment	Internal	20
	External	80
Indirect Assessment	Course Evaluation Survey	0

Benchmark and Attainment			
Level	Benchmark	Strength	Attainment
Level 1	20% Students got more than target	(20% of Student strength): 3.20	1
Level 2	30% Students got more than target	(30% of Student strength): 4.80	2
Level 3	40% Students got more than target	(40% of Student strength): 6.40	3

**Step 4**

Course Attainment for each CO: Direct Assessment for Various Internal Examination

	CO	Total Mark	CTM* (50%)	No. of students above threshold	Attainment
Internal 1	CO1	6	3	13	3
	CO2	11	5.5	13	3
	CO3	11	5.5	13	3
	CO4	11	5.5	13	3
	CO5	11	5.5	13	3

Course Attainment for CO: Direct Attainment External

	CO	Total Mark	CTM* (50%)	No of Students above threshold	Attainment
External Examination	CO1	-	-	-	3.00
	CO2				
	CO3				
	CO4				
	CO5				

*Competency Threshold Mark

Step 5:

Course Attainment for each CO: Indirect Assessment (Course Exit Survey)

	CO	Average Attainment	Attainment
Indirect Assessment	CO1	-	0.00
	CO2	-	
	CO3	-	
	CO4	-	
	CO5	-	



Step 6:

Direct Attainment

	CO1	CO2	CO3	CO4	CO5	Average	Weightage	Attainment
Internal	3.00	3.00	3.00	3.00	3.00	3.00	20	0.60
External	3	3	3	3	3	3.00	80	2.40
Direct Attainment Total								3

Step 7:

Course Outcome Attainment

	Attainment	Weightage	Final Attainment
Direct Attainment	3.00	100%	3.00
Indirect Attainment	0.00	0%	0.00
Course Outcome Attainment			3.00
Course Outcome Attainment Percentage			100.00%



Signature of Teacher




Signature of HOD



KURIAKOSE ELIAS COLLEGE

.MANNANAM

KOTTAYAM, KERALA PIN 686561, MOB: 8590704501 | EMAIL: kecollegemmm@gmail.com

CO-PO ATTAINMENT PROCEDURE FOR DIRECT AND INDIRECT ASSESSMENT

Course Details	
Course Code & Name	EC010104 - Indian Economy-1
Teaching Staff	Jipsymol V. Jimmy
Semester	1
Number of Enrolled Students	13
Programme	M. A. ECONOMICS
Syllabus	MA Economics-revised-2018

Programme Details	
Programme Name	M. A. ECONOMICS
Head of the Department	RINU JOSE



Step 1:

Program Outcome (PO)

PO5: Achieve skills, understandings and personal attribute that makes graduates to gain employment and be successful in their chosen occupations, which benefits themselves, the workforce, the community and the economy.

PO6: Ability to portray good interpersonal skills with high ability to work collaboratively as part of a team undertaking a range of different team roles

PO7: The significance of conserving a clean environment for perpetuation and sustainable development

PO8: Ability to act with integrity and good ethics in their profession and their obligation to society

PO9: Ability to demonstrate leadership, to take action and to get others involved.

PO10: Ability to present technical and scientific information and arguments clearly in written and oral presentation.

PO12: Ability to seek new knowledge, skills and manage relevant information from various sources.

PO1: Ability to apply and acquire knowledge as evidenced by research activities to find solutions for complex problems by employing right tools

PO4: Possess high awareness of major issues and competent in initiating, developing, and pursuing a scientific research.

Program Specific Outcome (PSO)

Program Educational Objectives(PEO)

**Step 2:**

CO-PO Correlation

	Description	PO
CO1	Discuss the structure and growth of Indian economy	PO4, PO8, PO1, PO7, PO12, PO6, P10, PO5, PO9
CO2	Discuss the pre-reform and post-reform development experiences of the Indian economy	PO5, PO9, PO4, PO8, PO1, PO7, PO12, PO6, P10
CO3	Analyse the status, issues and policies of the Indian economy at the aggregated as well as sectoral levels	PO6, P10, PO5, PO9, PO4, PO8, PO1, PO7, PO12
CO4	Analyse Indian economic problems in the light of relevant economic theories, and in a comparative perspective	

CO-PO Mapping

	P10	PO1	PO12	PO4	PO5	PO6	PO7	PO8	PO9
CO1	3	2	3	2	2	2	3	2	2
CO2	2	2	2	3	2	2	3	3	3
CO3	3	3	3	3	3	3	3	3	3
AVERAGE	2.67	2.33	2.67	2.67	2.33	2.33	3	2.67	2.67

CO-PSO Mapping

**Step3:**

Weightage, Benchmark and Attainment

Weightage			
Direct Assessment	Internal	20	100
	External	80	
Indirect Assessment	Course Evaluation Survey		0

Benchmark and Attainment			
Level	Benchmark	Strength	Attainment
Level 1	20% Students got more than target	(20% of Student strength): 3.20	1
Level 2	30% Students got more than target	(30% of Student strength): 4.80	2
Level 3	40% Students got more than target	(40% of Student strength): 6.40	3

Step4

Course Attainment for each CO: Direct Assessment for Various Internal Examination

	CO	Total Mark	CTM* (50%)	No. of students above threshold	Attainment
	Seminar	CO1	6	3	13
CO2		15	7.5	13	3
CO3		13	6.5	13	3
CO4		6	3	12	3



Course Attainment for CO: Direct Attainment External

	CO	Total Mark	CTM* (50%)	No of Students above threshold	Attainment
External Examination	CO1	-	-	-	3.00
	CO2				
	CO3				
	CO4				

*Competency Threshold Mark

Step 5:

Course Attainment for each CO: Indirect Assessment (Course Exit Survey)

	CO	Average Attainment	Attainment
Indirect Assessment	CO1	-	0.00
	CO2	-	
	CO3	-	
	CO4	-	

Step 6:

Direct Attainment

	CO1	CO2	CO3	CO4	Average	Weightage	Attainment
Internal	3.00	3.00	3.00	3.00	3.00	20	0.60
External	3	3	3	3	3.00	80	2.40
Direct Attainment Total							3

Step 7:

Course Outcome Attainment

	Attainment	Weightage	Final Attainment
Direct Attainment	3.00	100%	3.00
Indirect Attainment	0.00	0%	0.00
Course Outcome Attainment			3.00
Course Outcome Attainment Percentage			100.00%



Signature of Teacher

Signature of HOD



KURIAKOSE ELIAS COLLEGE

MANNANAM

KOTTAYAM, KERALA PIN 686561, MOB: 8590704501, EMAIL: kecollegemnm@gmail.com

CO-PO ATTAINMENT PROCEDURE FOR DIRECT AND INDIRECT ASSESSMENT

Course Details	
Course Code & Name	EC010105 - Mathematical Methods For Economic Analysis
Teaching Staff	Dr. Smitha S
Semester	1
Number of Enrolled Students	13
Programme	M. A. ECONOMICS
Syllabus	MA Economics-revised-2018

Programme Details	
Programme Name	M. A. ECONOMICS
Head of the Department	RINU JOSE



Step 1:

Program Outcome (PO)

PO5: Achieve skills, understandings and personal attribute that makes graduates to gain employment and be successful in their chosen occupations, which benefits themselves, the workforce, the community and the economy.

PO6: Ability to portray good interpersonal skills with high ability to work collaboratively as part of a team undertaking a range of different team roles

PO7: The significance of conserving a clean environment for perpetuation and sustainable development

PO8: Ability to act with integrity and good ethics in their profession and their obligation to society

PO9: Ability to demonstrate leadership, to take action and to get others involved.

PO10: Ability to present technical and scientific information and arguments clearly in written and oral presentation.

PO12: Ability to seek new knowledge, skills and manage relevant information from various sources.

PO1: Ability to apply and acquire knowledge as evidenced by research activities to find solutions for complex problems by employing right tools

PO4: Possess high awareness of major issues and competent in initiating, developing, and pursuing a scientific research.

Program Specific Outcome (PSO)

Program Educational Objectives (PEO)

**Step 2:**

CO-PO Correlation

	Description	PO
CO 1	Understand applications of matrices in Economics	PO7, PO8, PO9, P10, PO12, PO1, PO4, PO5, PO6
CO 2	Discuss several mathematical tools used in modern Economics	PO6, PO7, PO8, PO9, P10, PO12, PO1, PO4, PO5
CO 3	Explain differential and integral calculus in Economics	PO6, PO7, PO8, PO9, P10, PO12, PO1, PO4, PO5
CO 4	Demonstrate understanding of static optimization and dynamic system applicable in Economics.	PO6, PO7, PO8, PO9, P10, PO12, PO1, PO4, PO5

CO-PO Mapping



	P10	PO1	PO12	PO4	PO5	PO6	PO7	PO8	PO9
CO1	1	2	3	2	1	3	2	1	3
CO2	1	1	1	3	3	1	1	2	1
CO3	1	3	2	1	1	1	2	1	1
CO4	1	1	1	1	0	1	1	2	2
AVERAGE	1	1.75	1.75	1.75	1.25	1.5	1.5	1.5	1.75

CO-PSO Mapping

Step 3:

Weightage, Benchmark and Attainment

Weightage			
Direct Assessment	Internal	20	100
	External	80	
Indirect Assessment	Course Evaluation Survey		0

Benchmark and Attainment			
Level	Benchmark	Strength	Attainment
Level 1	20% Students got more than target	(20% of Student strength): 3.00	1
Level 2	30% Students got more than target	(30% of Student strength): 4.50	2
Level 3	40% Students got more than target	(40% of Student strength): 6.00	3

**Step 4**

Course Attainment for each CO: Direct Assessment for Various Internal Examination

	CO	Total Mark	CTM* (50%)	No. of students above threshold	Attainment
Internal 1	CO 1	5	2.5	13	3
	CO 2	5	2.5	12	3
	CO 3	20	10	13	3
	CO 4	20	10	13	3

Course Attainment for CO: Direct Attainment External

	CO	Total Mark	CTM* (50%)	No of Students above threshold	Attainment
External Examination	CO 1	-	-	-	3.00
	CO 2				
	CO 3				
	CO 4				

*Competency Threshold Mark

Step 5:

Course Attainment for each CO: Indirect Assessment (Course Exit Survey)

	CO	Average Attainment	Attainment
Indirect Assessment	CO 1	-	0.00
	CO 2	-	
	CO 3	-	
	CO 4	-	

Step 6:

Direct Attainment

	CO 1	CO 2	CO 3	CO 4	Average	Weightage	Attainment
Internal	3.00	3.00	3.00	3.00	3.00	20	0.60
External	3	3	3	3	3.00	80	2.40
Direct Attainment Total							3



Step 7:

Course Outcome Attainment

	Attainment	Weightage	Final Attainment
Direct Attainment	3.00	100%	3.00
Indirect Attainment	0.00	0%	0.00
Course Outcome Attainment			3.00
Course Outcome Attainment Percentage			100.00%

Signature of Teacher



Signature of HOD



KURIAKOSE ELIAS COLLEGE

MANNANAM

KOTTAYAM, KERALA PIN 686561, MOB: 8590704501 |EMAIL: kecollegemnm@gmail.com

CO-PO ATTAINMENT PROCEDURE FOR DIRECT AND INDIRECT ASSESSMENT

Course Details	
Course Code & Name	EC010201 - Micro Economics II
Teaching Staff	Lenny Elsa Varghese
Semester	2
Number of Enrolled Students	13
Programme	M. A. ECONOMICS
Syllabus	MA Economics-revised-2018

Programme Details	
Programme Name	M. A. ECONOMICS
Head of the Department	RINU JOSE



Step 1:

Program Outcome (PO)

PO5: Achieve skills, understandings and personal attribute that makes graduates to gain employment and be successful in their chosen occupations, which benefits themselves, the workforce, the community and the economy.

PO6: Ability to portray good interpersonal skills with high ability to work collaboratively as part of a team undertaking a range of different team roles

PO7: The significance of conserving a clean environment for perpetuation and sustainable development

PO8: Ability to act with integrity and good ethics in their profession and their obligation to society

PO9: Ability to demonstrate leadership, to take action and to get others involved.

PO10: Ability to present technical and scientific information and arguments clearly in written and oral presentation.

PO12: Ability to seek new knowledge, skills and manage relevant information from various sources.

PO1: Ability to apply and acquire knowledge as evidenced by research activities to find solutions for complex problems by employing right tools

PO4: Possess high awareness of major issues and competent in initiating, developing, and pursuing a scientific research.

Program Specific Outcome (PSO)

Program Educational Objectives (PEO)

**Step 2:**

CO-PO Correlation

	Description	PO
CO1	Explain decision-making In the context of Market Interdependence, Complexity, Uncertainty And Informational Asymmetry	PO5, PO9, PO4, PO8, PO1, PO7, PO12, PO6, P10
CO2	Critically examine the Developments In the areas Of General Equilibrium and Welfare Economics	PO6, P10, PO5, PO9, PO4, PO8, PO1, PO7, PO12
CO3	Apply Microeconomic principles in the areas of Industrial Organization, Exchange, and Welfare	PO1, PO7, PO12, PO6, P10, PO5, PO9, PO4, PO8

CO-PO Mapping

	P10	PO1	PO12	PO4	PO5	PO6	PO7	PO8	PO9
CO1	3	3	3	2	2	3	3	3	3
CO2	3	2	2	2	3	2	2	2	3
CO3	2	3	3	3	2	3	3	3	3
AVERAGE	2.67	2.67	2.67	2.33	2.33	2.67	2.67	2.67	3

CO-PSO Mapping

**Step 3:**

Weightage, Benchmark and Attainment

Weightage			
Direct Assessment	Internal	20	100
	External	80	
Indirect Assessment	Course Evaluation Survey		0

Benchmark and Attainment			
Level	Benchmark	Strength	Attainment
Level 1	20% Students got more than target	(20% of Student strength): 3.20	1
Level 2	30% Students got more than target	(30% of Student strength): 4.80	2
Level 3	40% Students got more than target	(40% of Student strength): 6.40	3

Step 4

Course Attainment for each CO: Direct Assessment for Various Internal Examination

Model Exam	CO	Total Mark	CTM* (50%)	No. of students above threshold	Attainment
	CO1	10	5	13	3
	CO2	17	8.5	13	3
	CO3	13	6.5	13	3



Course Attainment for CO: Direct Attainment External

	CO	Total Mark	CTM* (50%)	No of Students above threshold	Attainment
External Examination	CO1	-	-	-	3.00
	CO2				
	CO3				

*Competency Threshold Mark

Step 5:

Course Attainment for each CO: Indirect Assessment (Course Exit Survey)

	CO	Average Attainment	Attainment
Indirect Assessment	CO1	-	0.00
	CO2	-	
	CO3	-	

Step 6:

Direct Attainment

	CO1	CO2	CO3	Average	Weightage	Attainment
Internal	3.00	3.00	3.00	3.00	20	0.60
External	3	3	3	3.00	80	2.40
Direct Attainment Total						3

Step 7:

Course Outcome Attainment

	Attainment	Weightage	Final Attainment
Direct Attainment	3.00	100%	3.00
Indirect Attainment	0.00	0%	0.00
Course Outcome Attainment			3.00
Course Outcome Attainment Percentage			100.00%

Signature of Teacher



Signature of HOD



KURIAKOSE ELIAS COLLEGE

MANNANAM

KOTTAYAM, KERALA PIN 686561, MOB: 8590704501 | EMAIL: kecollegemmm@gmail.com

CO-PO ATTAINMENT PROCEDURE FOR DIRECT AND INDIRECT ASSESSMENT

Course Details	
Course Code & Name	EC010202 - Macroeconomics-II
Teaching Staff	GINCY LUKOSE V
Semester	2
Number of Enrolled Students	13
Programme	M. A. ECONOMICS
Syllabus	MA Economics-revised-2018

Programme Details	
Programme Name	M. A. ECONOMICS
Head of the Department	RINU JOSE



Step 1:

Program Outcome (PO)

PO5: Achieve skills, understandings and personal attribute that makes graduates to gain employment and be successful in their chosen occupations, which benefits themselves, the workforce, the community and the economy.

PO6: Ability to portray good interpersonal skills with high ability to work collaboratively as part of a team undertaking a range of different team roles

PO7: The significance of conserving a clean environment for perpetuation and sustainable development

PO8: Ability to act with integrity and good ethics in their profession and their obligation to society

PO9: Ability to demonstrate leadership, to take action and to get others involved.

PO10: Ability to present technical and scientific information and arguments clearly in written and oral presentation.

PO12: Ability to seek new knowledge, skills and manage relevant information from various sources.

PO1: Ability to apply and acquire knowledge as evidenced by research activities to find solutions for complex problems by employing right tools

PO4: Possess high awareness of major issues and competent in initiating, developing, and pursuing a scientific research.

Program Specific Outcome (PSO)

Program Educational Objectives(PEO)

**Step 2:**

CO-PO Correlation

	Description	PO
CO1	Explain the strengths and weakness of the main macro economic tools models used in modern macro economics	PO6, P10, PO5, PO9, PO4, PO8, PO1, PO7, PO12
CO2	Evaluate and critically compare the results in alternative macro economic models	PO1, PO7, PO12, PO6, P10, PO5, PO9, PO4, PO8
CO3	Analyse the importance and limitations of modelling assumptions for macro economic policy	PO4, PO8, PO1, PO7, PO12, PO6, P10, PO5, PO9

CO-PO Mapping

	P10	PO1	PO12	PO4	PO5	PO6	PO7	PO8	PO9
CO1	1	3	3	3	2	1	2	2	1
CO2	1	3	3	3	2	2	2	2	1
CO3	2	3	3	3	1	1	2	2	1
AVERAGE	1.33	3	3	3	1.67	1.33	2	2	1

CO-PSO Mapping

**Step3:**

Weightage, Benchmark and Attainment

Weightage			
Direct Assessment	Internal	20	100
	External	80	
Indirect Assessment	Course Evaluation Survey		0

Benchmark and Attainment			
Level	Benchmark	Strength	Attainment
Level 1	20% Students got more than target	(20% of Student strength): 3.00	1
Level 2	30% Students got more than target	(30% of Student strength): 4.50	2
Level 3	40% Students got more than target	(40% of Student strength): 6.00	3

Step4

Course Attainment for each CO: Direct Assessment for Various Internal Examination

	CO	Total Mark	CTM* (50%)	No. of students above threshold	Attainment
Internal 1	CO1	15	7.5	13	3
	CO2	16	8	12	3
	CO3	27	13.5	13	3



Course Attainment for CO: Direct Attainment External

External Examination	CO	Total Mark	CTM* (50%)	No of Students above threshold	Attainment
	CO1	-	-	-	3.00
	CO2				
	CO3				

*Competency Threshold Mark

Step 5:

Course Attainment for each CO: Indirect Assessment (Course Exit Survey)

Indirect Assessment	CO	Average Attainment	Attainment
	CO1	-	0.00
	CO2	-	
	CO3	-	

Step 6:

Direct Attainment

	CO1	CO2	CO3	Average	Weightage	Attainment
Internal	3.00	3.00	3.00	3.00	20	0.60
External	3	3	3	3.00	80	2.40
Direct Attainment Total						3

Step 7:

Course Outcome Attainment

	Attainment	Weightage	Final Attainment
Direct Attainment	3.00	100%	3.00
Indirect Attainment	0.00	0%	0.00
Course Outcome Attainment			3.00
Course Outcome Attainment Percentage			100.00%

Signature of Teacher



Signature of HOD



KURIAKOSE ELIAS COLLEGE

MANNANAM

KOTTAYAM, KERALA PIN 686561, MOB: 8590704501 |EMAIL: kecollegemnm@gmail.com

CO-PO ATTAINMENT PROCEDURE FOR DIRECT AND INDIRECT ASSESSMENT

Course Details	
Course Code & Name	EC010203 - Public Economics
Teaching Staff	RINU JOSE
Semester	2
Number of Enrolled Students	13
Programme	M. A. ECONOMICS
Syllabus	MA Economics-revised-2018

Programme Details	
Programme Name	M. A. ECONOMICS
Head of the Department	RINU JOSE



Step 1:

Program Outcome (PO)

PO5: Achieve skills, understandings and personal attribute that makes graduates to gain employment and be successful in their chosen occupations, which benefits themselves, the workforce, the community and the economy.

PO6: Ability to portray good interpersonal skills with high ability to work collaboratively as part of a team undertaking a range of different team roles

PO7: The significance of conserving a clean environment for perpetuation and sustainable development

PO8: Ability to act with integrity and good ethics in their profession and their obligation to society

PO9: Ability to demonstrate leadership, to take action and to get others involved.

PO10: Ability to present technical and scientific information and arguments clearly in written and oral presentation.

PO12: Ability to seek new knowledge, skills and manage relevant information from various sources.

PO1: Ability to apply and acquire knowledge as evidenced by research activities to find solutions for complex problems by employing right tools

PO4: Possess high awareness of major issues and competent in initiating, developing, and pursuing a scientific research.

Program Specific Outcome (PSO)

Program Educational Objectives (PEO)



Step 2:

CO-PO Correlation

	Description	PO
CO1	Discuss the rationale for and role of government intervention in economic activities and how the government makes economic decisions	P10, PO12, PO1, PO4, PO5, PO6, PO7, PO8, PO9
CO2	Identify major issues in public finance for a critical evaluation of policies	P10, PO12, PO1, PO4, PO5, PO6, PO7, PO8, PO9
CO3	Apply their skills in finding complete or partial solutions to those identified issues and also enable them to demonstrate it through their presentations and contribute to the debate and policy in terms of a public policy paper appropriate to the discipline	PO9, P10, PO12, PO1, PO4, PO5, PO6, PO7, PO8
CO4	Demonstrate a clear understanding of established concepts and theoretical results on collective choice, optimal income taxation and the effects of income redistribution on the provision of public goods	PO9, P10, PO12, PO1, PO4, PO5, PO6, PO7, PO8

CO-PO Mapping



	P10	PO1	PO12	PO4	PO5	PO6	PO7	PO8	PO9
CO1	3	3	3	2	3	2	0	0	2
CO2	3	3	3	3	3	3	0	3	2
CO3	3	3	3	3	3	3	3	3	3
CO4	3	3	3	3	2	2	0	2	2
AVERAGE	3	3	3	2.75	2.75	2.5	0.75	2	2.25

CO-PSO Mapping

Step 3:

Weightage, Benchmark and Attainment

Weightage		
Direct Assessment	Internal	20
	External	80
Indirect Assessment	Course Evaluation Survey	0

Benchmark and Attainment			
Level	Benchmark	Strength	Attainment
Level 1	20% Students got more than target	(20% of Student strength): 3.00	1
Level 2	30% Students got more than target	(30% of Student strength): 4.50	2
Level 3	40% Students got more than target	(40% of Student strength): 6.00	3

**Step 4**

Course Attainment for each CO: Direct Assessment for Various Internal Examination

	CO	Total Mark	CTM* (50%)	No. of students above threshold	Attainment
Internal 1	CO1	11	5.5	13	3
	CO2	11	5.5	12	3
	CO3	11	5.5	13	3
	CO4	17	8.5	13	3

Course Attainment for CO: Direct Attainment External

	CO	Total Mark	CTM* (50%)	No of Students above threshold	Attainment
External Examination	CO1	-	-	-	3.00
	CO2				
	CO3				
	CO4				

*Competency Threshold Mark

Step 5:

Course Attainment for each CO: Indirect Assessment (Course Exit Survey)

	CO	Average Attainment	Attainment
Indirect Assessment	CO1	-	0.00
	CO2	-	
	CO3	-	
	CO4	-	

Step 6:

Direct Attainment

	CO1	CO2	CO3	CO4	Average	Weightage	Attainment
Internal	3.00	3.00	3.00	3.00	3.00	20	0.60
External	3	3	3	3	3.00	80	2.40
Direct Attainment Total							3



Step 7:

Course Outcome Attainment

	Attainment	Weightage	Final Attainment
Direct Attainment	3.00	100%	3.00
Indirect Attainment	0.00	0%	0.00
Course Outcome Attainment			3.00
Course Outcome Attainment Percentage			100.00%

Signature of Teacher



Signature of HOD



KURIAKOSE ELIAS COLLEGE

MANNANAM

KOTTAYAM, KERALA PIN 686561, MOB: 8590704501 |EMAIL: kecollegemnm@gmail.com

CO-PO ATTAINMENT PROCEDURE FOR DIRECT AND INDIRECT ASSESSMENT

Course Details	
Course Code & Name	EC010204 - Indian Economy-II
Teaching Staff	Jipsymol V. Jimmy
Semester	2
Number of Enrolled Students	13
Programme	M. A. ECONOMICS
Syllabus	MA Economics-revised-2018

Programme Details	
Programme Name	M. A. ECONOMICS
Head of the Department	RINU JOSE



Step 1:

Program Outcome (PO)

PO5: Achieve skills, understandings and personal attribute that makes graduates to gain employment and be successful in their chosen occupations, which benefits themselves, the workforce, the community and the economy.

PO6: Ability to portray good interpersonal skills with high ability to work collaboratively as part of a team undertaking a range of different team roles

PO7: The significance of conserving a clean environment for perpetuation and sustainable development

PO8: Ability to act with integrity and good ethics in their profession and their obligation to society

PO9: Ability to demonstrate leadership, to take action and to get others involved.

PO10: Ability to present technical and scientific information and arguments clearly in written and oral presentation.

PO12: Ability to seek new knowledge, skills and manage relevant information from various sources.

PO1: Ability to apply and acquire knowledge as evidenced by research activities to find solutions for complex problems by employing right tools

PO4: Possess high awareness of major issues and competent in initiating, developing, and pursuing a scientific research.

Program Specific Outcome (PSO)

Program Educational Objectives (PEO)



Step 2:

CO-PO Correlation

	Description	PO
CO1	Explain the various dimensions of employment and unemployment in India.	PO1, PO4, PO5, PO6, PO7, PO8, PO9, P10, PO12
CO2	Examine the status of India in terms of poverty, inequality and inclusive growth.	PO1, PO4, PO5, PO6, PO7, PO8, PO9, P10, PO12
CO3	Outline the fiscal policies and reforms in India.	PO1, PO4, PO5, PO6, PO7, PO8, PO9, P10, PO12
CO4	Evaluate the financial sector in India.	PO1, PO4, PO5, PO6, PO7, PO8, PO9, P10, PO12

CO-PO Mapping



	P10	PO1	PO12	PO4	PO5	PO6	PO7	PO8	PO9
CO1	3	3	3	2	3	3	2	3	3
CO2	3	3	3	3	3	3	3	3	3
CO3	3	3	3	3	2	3	3	3	3
CO4	3	3	3	2	2	3	2	3	3
AVERAGE	3	3	3	2.5	2.5	3	2.5	3	3

CO-PSO Mapping

Step 3:

Weightage, Benchmark and Attainment

Weightage		
Direct Assessment	Internal	20
	External	80
Indirect Assessment	Course Evaluation Survey	0

Benchmark and Attainment			
Level	Benchmark	Strength	Attainment
Level 1	20% Students got more than target	(20% of Student strength): 3.00	1
Level 2	30% Students got more than target	(30% of Student strength): 4.50	2
Level 3	40% Students got more than target	(40% of Student strength): 6.00	3

**Step 4**

Course Attainment for each CO: Direct Assessment for Various Internal Examination

	CO	Total Mark	CTM* (50%)	No. of students above threshold	Attainment
Model Exam	CO1	6	3	12	3
	CO2	15	7.5	13	3
	CO3	13	6.5	13	3
	CO4	6	3	11	3

Course Attainment for CO: Direct Attainment External

	CO	Total Mark	CTM* (50%)	No of Students above threshold	Attainment
External Examination	CO1	-	-	-	3.00
	CO2				
	CO3				
	CO4				

*Competency Threshold Mark

Step 5:

Course Attainment for each CO: Indirect Assessment (Course Exit Survey)

	CO	Average Attainment	Attainment
Indirect Assessment	CO1	-	0.00
	CO2	-	
	CO3	-	
	CO4	-	

Step 6:

Direct Attainment

	CO1	CO2	CO3	CO4	Average	Weightage	Attainment
Internal	3.00	3.00	3.00	3.00	3.00	20	0.60
External	3	3	3	3	3.00	80	2.40
Direct Attainment Total							3



Step 7:

Course Outcome Attainment

	Attainment	Weightage	Final Attainment
Direct Attainment	3.00	100%	3.00
Indirect Attainment	0.00	0%	0.00
Course Outcome Attainment			3.00
Course Outcome Attainment Percentage			100.00%

Signature of Teacher



Signature of HOD



KURIAKOSE ELIAS COLLEGE

MANNANAM

KOTTAYAM, KERALA PIN 686561, MOB: 8590704501

EMAIL: kecollegemnm@gmail.com

CO-PO ATTAINMENT PROCEDURE FOR DIRECT AND INDIRECT ASSESSMENT

Course Details	
Course Code & Name	EC020210 - Statistical Methods for Economic Analysis
Teaching Staff	Smitha S
Semester	2
Number of Enrolled Students	13
Programme	M. A. ECONOMICS
Syllabus	MA Economics-revised-2018

Programme Details	
Programme Name	M. A. ECONOMICS
Head of the Department	RINU JOSE



Step 1:

Program Outcome(PO)

PO5: Achieve skills, understandings and personal attribute that makes graduates to gain employment and be successful in their chosen occupations, which benefits themselves, the workforce, the community and the economy.

PO6: Ability to portray good interpersonal skills with high ability to work collaboratively as part of a team undertaking a range of different team roles

PO7: The significance of conserving a clean environment for perpetuation and sustainable development

PO8: Ability to act with integrity and good ethics in their profession and their obligation to society

PO9: Ability to demonstrate leadership, to take action and to get others involved.

PO10: Ability to present technical and scientific information and arguments clearly in written and oral presentation.

PO12: Ability to seek new knowledge, skills and manage relevant information from various sources.

PO1: Ability to apply and acquire knowledge as evidenced by research activities to find solutions for complex problems by employing right tools

PO4: Possess high awareness of major issues and competent in initiating, developing, and pursuing a scientific research.

Program Specific Outcome (PSO)

Program Educational Objectives (PEO)

**Step2:**

CO-PO Correlation

	Description	PO
CO1	Explain inferential statistics as well as the interpretation of data	PO5, PO6, PO7, PO8, PO9, P10, PO12, PO1, PO4
CO2	Understand the notion of probability, probability distributions of discrete and continuous random variables and joint distributions.	PO5, PO6, PO7, PO8, PO9, P10, PO12, PO1, PO4
CO3	Describe several sampling methods and sampling Distributions	PO4, PO5, PO6, PO7, PO8, PO9, P10, PO12, PO1
CO4	Discuss estimation of parameters and testing of hypothesis.	PO4, PO5, PO6, PO7, PO8, PO9, P10, PO12, PO1

CO-PO Mapping



	P10	PO1	PO12	PO4	PO5	PO6	PO7	PO8	PO9
CO1	1	3	0	1	1	2	1	0	0
CO2	0	3	3	1	2	1	2	1	3
CO3	1	2	0	2	1	2	3	2	0
CO4	2	3	0	3	3	0	2	1	2
AVERAGE	1	2.75	0.75	1.75	1.75	1.25	2	1	1.25

CO-PSO Mapping

Step 3:

Weightage, Benchmark and Attainment

Weightage		
Direct Assessment	Internal	20
	External	80
Indirect Assessment	Course Evaluation Survey	0

Benchmark and Attainment			
Level	Benchmark	Strength	Attainment
Level 1	20% Students got more than target	(20% of Student strength): 3.00	1
Level 2	30% Students got more than target	(30% of Student strength): 4.50	2
Level 3	40% Students got more than target	(40% of Student strength): 6.00	3

**Step4**

Course Attainment for each CO: Direct Assessment for Various Internal Examination

Internal 1	CO	Total Mark	CTM* (50%)	No. of students above threshold	Attainment
	CO1	5	2.5	13	3
	CO2	5	2.5	13	3
	CO3	20	10	13	3
	CO4	10	5	13	3

Course Attainment for CO: Direct Attainment External

External Examination	CO	Total Mark	CTM* (50%)	No of Students above threshold	Attainment
	CO1	-	-	-	3.00
	CO2				
	CO3				
	CO4				

*Competency Threshold Mark

Step5:

Course Attainment for each CO: Indirect Assessment (Course Exit Survey)

Indirect Assessment	CO	Average Attainment	Attainment
	CO1	-	0.00
	CO2	-	
	CO3	-	
	CO4	-	

Step6:

Direct Attainment

	CO1	CO2	CO3	CO4	Average	Weightage	Attainment
Internal	3.00	3.00	3.00	3.00	3.00	20	0.60
External	3	3	3	3	3.00	80	2.40
Direct Attainment Total							3



Step 7:

Course Outcome Attainment

	Attainment	Weightage	Final Attainment
Direct Attainment	3.00	100%	3.00
Indirect Attainment	0.00	0%	0.00
Course Outcome Attainment			3.00
Course Outcome Attainment Percentage			100.00%

Signature of Teacher



Signature of HOD



KURIAKOSE ELIAS COLLEGE

MANNANAM

KOTTAYAM, KERALA PIN 686561, MOB: 8590704501 |EMAIL: kecollegemnm@gmail.com

CO-PO ATTAINMENT PROCEDURE FOR DIRECT AND INDIRECT ASSESSMENT

Course Details	
Course Code & Name	EC010301 - INTERNATIONAL ECONOMICS
Teaching Staff	RINU JOSE
Semester	3
Number of Enrolled Students	13
Programme	M. A. ECONOMICS
Syllabus	MA Economics-revised-2018

Programme Details	
Programme Name	M. A. ECONOMICS
Head of the Department	RINU JOSE



Step 1:

Program Outcome (PO)

PO5: Achieve skills, understandings and personal attribute that makes graduates to gain employment and be successful in their chosen occupations, which benefits themselves, the workforce, the community and the economy.

PO6: Ability to portray good interpersonal skills with high ability to work collaboratively as part of a team undertaking a range of different team roles

PO7: The significance of conserving a clean environment for perpetuation and sustainable development

PO8: Ability to act with integrity and good ethics in their profession and their obligation to society

PO9: Ability to demonstrate leadership, to take action and to get others involved.

PO10: Ability to present technical and scientific information and arguments clearly in written and oral presentation.

PO12: Ability to seek new knowledge, skills and manage relevant information from various sources.

PO1: Ability to apply and acquire knowledge as evidenced by research activities to find solutions for complex problems by employing right tools

PO4: Possess high awareness of major issues and competent in initiating, developing, and pursuing a scientific research.

Program Specific Outcome (PSO)

Program Educational Objectives (PEO)



Step 2:

CO-PO Correlation

	Description	PO
CO1	Examine classical trade theories and the gains from trade	PO5, PO4, PO7, PO6, PO8, PO9, PO12, P10, PO1
CO2	Explore neoclassical trade theories and analyse how technical progress and economic growth influence trade patterns	PO12, P10, PO1, PO5, PO4, PO7, PO6, PO8, PO9
CO3	Evaluate modern trade theories and intra- industry trademodels, focusing on imperfect competition to understand current trade dynamics and their effects on developing economies	PO8, PO9, PO12, P10, PO1, PO5, PO4, PO7, PO6
CO4	Evaluate trade policies, considering the balance between freetrade and protectionism, the impact of tariff and non-tariff barriers and theories of economic integration	PO6, PO7, PO8, PO9, PO12, P10, PO1, PO5, PO4
CO5	Analyse the development of multilateral trade negotiations, with an emphasis on the institutions like WTO, GATT rounds, and assess the role of regional trade aggrements in shaping global trade flows	PO5, PO4, PO6, PO7, PO8, PO9, PO12, P10, PO1

CO-PO Mapping



	P10	PO1	PO12	PO4	PO5	PO6	PO7	PO8	PO9
CO1	2	3	3	3	3	0	0	0	0
CO2	3	3	3	3	2	0	0	0	2
CO3	3	3	3	3	3	3	0	3	2
CO4	3	3	3	3	3	0	3	3	3
CO5	3	3	3	3	3	3	0	3	3
AVERAGE	2.8	3	3	3	2.8	1.2	0.6	1.8	2

CO-PSO Mapping

Step 3:

Weightage, Benchmark and Attainment

Weightage			
Direct Assessment	Internal	20	100
	External	80	
Indirect Assessment	Course Evaluation Survey		0

Benchmark and Attainment			
Level	Benchmark	Strength	Attainment
Level 1	20% Students got more than target	(20% of Student strength): 3.00	1
Level 2	30% Students got more than target	(30% of Student strength): 4.50	2
Level 3	40% Students got more than target	(40% of Student strength): 6.00	3

**Step 4**

Course Attainment for each CO: Direct Assessment for Various Internal Examination

	CO	Total Mark	CTM* (50%)	No. of students above threshold	Attainment
Internal 1	CO1	11	5.5	13	3
	CO2	11	5.5	13	3
	CO3	11	5.5	13	3
	CO4	11	5.5	13	3
	CO5	6	3	13	3

Course Attainment for CO: Direct Attainment External

	CO	Total Mark	CTM* (50%)	No of Students above threshold	Attainment
External Examination	CO1	-	-	-	3.00
	CO2				
	CO3				
	CO4				
	CO5				

*Competency Threshold Mark

Step 5:

Course Attainment for each CO: Indirect Assessment (Course Exit Survey)

	CO	Average Attainment	Attainment
Indirect Assessment	CO1	-	0.00
	CO2	-	
	CO3	-	
	CO4	-	
	CO5	-	



Step 6:

Direct Attainment

	CO1	CO2	CO3	CO4	CO5	Average	Weightage	Attainment
Internal	3.00	3.00	3.00	3.00	3.00	3.00	20	0.60
External	3	3	3	3	3	3.00	80	2.40
Direct Attainment Total								3

Step 7:

Course Outcome Attainment

	Attainment	Weightage	Final Attainment
Direct Attainment	3.00	100%	3.00
Indirect Attainment	0.00	0%	0.00
Course Outcome Attainment			3.00
Course Outcome Attainment Percentage			100.00%

Signature of Teacher



Signature of HOD



KURIAKOSE ELIAS COLLEGE

MANNANAM

KOTTAYAM, KERALA PIN 686561, MOB: 8590704501 |EMAIL: kecollegemnm@gmail.com

CO-PO ATTAINMENT PROCEDURE FOR DIRECT AND INDIRECT ASSESSMENT

Course Details	
Course Code & Name	EC010302 - ECONOMETRICS-I
Teaching Staff	Alisha James
Semester	3
Number of Enrolled Students	13
Programme	M. A. ECONOMICS
Syllabus	MA Economics-revised-2018

Programme Details	
Programme Name	M. A. ECONOMICS
Head of the Department	RINU JOSE



Step 1:

Program Outcome (PO)

PO5: Achieve skills, understandings and personal attribute that makes graduates to gain employment and be successful in their chosen occupations, which benefits themselves, the workforce, the community and the economy.

PO6: Ability to portray good interpersonal skills with high ability to work collaboratively as part of a team undertaking a range of different team roles

PO7: The significance of conserving a clean environment for perpetuation and sustainable development

PO8: Ability to act with integrity and good ethics in their profession and their obligation to society

PO9: Ability to demonstrate leadership, to take action and to get others involved.

PO10: Ability to present technical and scientific information and arguments clearly in written and oral presentation.

PO12: Ability to seek new knowledge, skills and manage relevant information from various sources.

PO1: Ability to apply and acquire knowledge as evidenced by research activities to find solutions for complex problems by employing right tools

PO4: Possess high awareness of major issues and competent in initiating, developing, and pursuing a scientific research.

Program Specific Outcome (PSO)

Program Educational Objectives (PEO)



Step 2:

CO-PO Correlation

	Description	PO
CO1	Demonstrate their understanding of the appropriate econometric methods for analysing data.	PO1, PO4, PO5, PO6, PO7, PO8, PO9, P10, PO12
CO2	Interpret computer output for the estimation and testing of econometric relationships.	PO1, PO4, PO5, PO6, PO7, PO8, PO9, P10, PO12
CO3	Interpret and discuss results of econometric analysis.	PO1, PO4, PO5, PO6, PO7, PO8, PO9, P10, PO12
CO4	Demonstrate their understanding of problems encountered in estimation and inference in the context of the single-equation linear regression model.	PO1, PO4, PO5, PO6, PO7, PO8, PO9, P10, PO12

CO-PO Mapping



	P10	PO1	PO12	PO4	PO5	PO6	PO7	PO8	PO9
CO1	3	3	3	3	3	2	3	3	3
CO2	3	3	3	3	3	2	3	3	3
CO3	3	3	3	3	3	3	2	3	3
CO4	3	3	3	3	3	2	3	3	3
AVERAGE	3	3	3	3	3	2.25	2.75	3	3

CO-PSO Mapping

Step 3:

Weightage, Benchmark and Attainment

Weightage		
Direct Assessment	Internal	20
	External	80
Indirect Assessment	Course Evaluation Survey	
		100
		0

Benchmark and Attainment			
Level	Benchmark	Strength	Attainment
Level 1	20% Students got more than target	(20% of Student strength): 3.00	1
Level 2	30% Students got more than target	(30% of Student strength): 4.50	2
Level 3	40% Students got more than target	(40% of Student strength): 6.00	3

**Step 4**

Course Attainment for each CO: Direct Assessment for Various Internal Examination

	CO	Total Mark	CTM* (50%)	No. of students above threshold	Attainment
Model Exam	CO1	6	3	12	3
	CO2	10	5	13	3
	CO3	13	6.5	13	3
	CO4	11	5.5	13	3

Course Attainment for CO: Direct Attainment External

	CO	Total Mark	CTM* (50%)	No of Students above threshold	Attainment
External Examination	CO1	-	-	-	3.00
	CO2				
	CO3				
	CO4				

*Competency Threshold Mark

Step 5:

Course Attainment for each CO: Indirect Assessment (Course Exit Survey)

	CO	Average Attainment	Attainment
Indirect Assessment	CO1	-	0.00
	CO2	-	
	CO3	-	
	CO4	-	

Step 6:

Direct Attainment

	CO1	CO2	CO3	CO4	Average	Weightage	Attainment
Internal	3.00	3.00	3.00	3.00	3.00	20	0.60
External	3	3	3	3	3.00	80	2.40
Direct Attainment Total							3



Step 7:

Course Outcome Attainment

	Attainment	Weightage	Final Attainment
Direct Attainment	3.00	100%	3.00
Indirect Attainment	0.00	0%	0.00
Course Outcome Attainment			3.00
Course Outcome Attainment Percentage			100.00%

Signature of Teacher



Signature of HOD



KURIAKOSE ELIAS COLLEGE

MANNANAM

KOTTAYAM, KERALA PIN 686561, MOB: 8590704501 |EMAIL: kecollegemnm@gmail.com

CO-PO ATTAINMENT PROCEDURE FOR DIRECT AND INDIRECT ASSESSMENT

Course Details	
Course Code & Name	EC010303 - HETERODOX ECONOMICS
Teaching Staff	GINCY LUKOSE V
Semester	3
Number of Enrolled Students	13
Programme	M. A. ECONOMICS
Syllabus	MA Economics-revised-2018

Programme Details	
Programme Name	M. A. ECONOMICS
Head of the Department	RINU JOSE



Step 1:

Program Outcome (PO)

PO5: Achieve skills, understandings and personal attribute that makes graduates to gain employment and be successful in their chosen occupations, which benefits themselves, the workforce, the community and the economy.

PO6: Ability to portray good interpersonal skills with high ability to work collaboratively as part of a team undertaking a range of different team roles

PO7: The significance of conserving a clean environment for perpetuation and sustainable development

PO8: Ability to act with integrity and good ethics in their profession and their obligation to society

PO9: Ability to demonstrate leadership, to take action and to get others involved.

PO10: Ability to present technical and scientific information and arguments clearly in written and oral presentation.

PO12: Ability to seek new knowledge, skills and manage relevant information from various sources.

PO1: Ability to apply and acquire knowledge as evidenced by research activities to find solutions for complex problems by employing right tools

PO4: Possess high awareness of major issues and competent in initiating, developing, and pursuing a scientific research.

Program Specific Outcome (PSO)

Program Educational Objectives (PEO)



Step 2:

CO-PO Correlation

	Description	PO
CO1	Explain the paradigm of Austrian feminist, institutional - evolutionary, Marxian, Post-Keynesian radical, social and Sraffian economics.	PO4, PO6, PO8, P10, PO1, PO5, PO7, PO9, PO12
CO2	Examine the contemporary heterodox approaches to economic research both from a micro economic and macro economic perspective.	PO1, PO5, PO7, PO9, PO12, PO4, PO6, PO8, P10

CO-PO Mapping

	P10	PO1	PO12	PO4	PO5	PO6	PO7	PO8	PO9
CO1	2	2	3	2	2	1	2	2	1
CO2	2	2	3	3	2	2	2	3	2
AVERAGE	2	2	3	2.5	2	1.5	2	2.5	1.5

CO-PSO Mapping

Step 3:

Weightage, Benchmark and Attainment

Weightage		
Direct Assessment	Internal	20
	External	80
Indirect Assessment	Course Evaluation Survey	0



Benchmark and Attainment			
Level	Benchmark	Strength	Attainment
Level 1	20% Students got more than target	(20% of Student strength): 3.00	1
Level 2	30% Students got more than target	(30% of Student strength): 4.50	2
Level 3	40% Students got more than target	(40% of Student strength): 6.00	3

Step 4

Course Attainment for each CO: Direct Assessment for Various Internal Examination

Internal 1	CO	Total Mark	CTM* (50%)	No. of students above threshold	Attainment
	CO1	22	11	13	3
	CO 2	28	14	13	3

Course Attainment for CO: Direct Attainment External

External Examination	CO	Total Mark	CTM* (50%)	No of Students above threshold	Attainment
	CO1	-	-	-	3.00
	CO 2				

*Competency Threshold Mark

Step 5:

Course Attainment for each CO: Indirect Assessment (Course Exit Survey)

Indirect Assessment	CO	Average Attainment	Attainment
	CO1	-	0.00
	CO 2	-	



Step 6:

Direct Attainment

	CO1	CO 2	Average	Weightage	Attainment
Internal	3.00	3.00	3.00	20	0.60
External	3	3	3.00	80	2.40
Direct Attainment Total					3

Step 7:

Course Outcome Attainment

	Attainment	Weightage	Final Attainment
Direct Attainment	3.00	100%	3.00
Indirect Attainment	0.00	0%	0.00
Course Outcome Attainment			3.00
Course Outcome Attainment Percentage			100.00%

Signature of Teacher



Signature of HOD



KURIAKOSE ELIAS COLLEGE

MANNANAM

KOTTAYAM, KERALA PIN 686561, MOB: 8590704501 |EMAIL: kecollegemnm@gmail.com

CO-PO ATTAINMENT PROCEDURE FOR DIRECT AND INDIRECT ASSESSMENT

Course Details	
Course Code & Name	EC010304 - ENVIRONMENT ECONOMICS
Teaching Staff	Amal Sharin T J
Semester	3
Number of Enrolled Students	13
Programme	M. A. ECONOMICS
Syllabus	MA Economics-revised-2018

Programme Details	
Programme Name	M. A. ECONOMICS
Head of the Department	RINU JOSE



Step 1:

Program Outcome (PO)

PO5: Achieve skills, understandings and personal attribute that makes graduates to gain employment and be successful in their chosen occupations, which benefits themselves, the workforce, the community and the economy.

PO6: Ability to portray good interpersonal skills with high ability to work collaboratively as part of a team undertaking a range of different team roles

PO7: The significance of conserving a clean environment for perpetuation and sustainable development

PO8: Ability to act with integrity and good ethics in their profession and their obligation to society

PO9: Ability to demonstrate leadership, to take action and to get others involved.

PO10: Ability to present technical and scientific information and arguments clearly in written and oral presentation.

PO12: Ability to seek new knowledge, skills and manage relevant information from various sources.

PO1: Ability to apply and acquire knowledge as evidenced by research activities to find solutions for complex problems by employing right tools

PO4: Possess high awareness of major issues and competent in initiating, developing, and pursuing a scientific research.

Program Specific Outcome (PSO)

Program Educational Objectives (PEO)



Step 2:

CO-PO Correlation

	Description	PO
CO1	Discuss the interrelationship between environment and economic growth.	PO7, PO12, PO1, PO4, PO8, PO5, PO9, PO6, P10
CO2	Identify the reasons for global environmental issues.	PO6, P10, PO7, PO12, PO1, PO4, PO8, PO5, PO9
CO3	Understand the various methods of environmental valuation	PO5, PO9, PO6, P10, PO7, PO12, PO1, PO4, PO8
CO4	Examine sustainable development	PO4, PO8, PO5, PO9, PO6, P10, PO7, PO12, PO1
CO5	Evaluate economic and environmental policy issues	PO1, PO7, PO12, PO4, PO8, PO5, PO9, PO6, P10

CO-PO Mapping



	P10	PO1	PO12	PO4	PO5	PO6	PO7	PO8	PO9
CO1	1	2	0	3	2	1	3	3	1
CO2	1	2	0	3	0	1	3	2	1
CO3	1	2	2	2	1	0	3	2	1
CO4	2	2	2	2	1	1	3	3	2
CO5	2	2	0	3	1	1	3	3	2
AVERAGE	1.4	2	0.8	2.6	1	0.8	3	2.6	1.4

CO-PSO Mapping

Step 3:

Weightage, Benchmark and Attainment

Weightage		
Direct Assessment	Internal	20
	External	80
Indirect Assessment	Course Evaluation Survey	0

Benchmark and Attainment			
Level	Benchmark	Strength	Attainment
Level 1	20% Students got more than target	(20% of Student strength): 3.00	1
Level 2	30% Students got more than target	(30% of Student strength): 4.50	2
Level 3	40% Students got more than target	(40% of Student strength): 6.00	3

**Step 4**

Course Attainment for each CO: Direct Assessment for Various Internal Examination

	CO	Total Mark	CTM* (50%)	No. of students above threshold	Attainment
Internal 1	CO1	15	7.5	12	3
	CO2	16	8	5	2
	CO3	8	4	8	3
	CO4	9	4.5	2	0
	CO5	2	1	11	3

Course Attainment for CO: Direct Attainment External

	CO	Total Mark	CTM* (50%)	No of Students above threshold	Attainment
External Examination	CO1	-	-	-	3.00
	CO2				
	CO3				
	CO4				
	CO5				

*Competency Threshold Mark

Step 5:

Course Attainment for each CO: Indirect Assessment (Course Exit Survey)

	CO	Average Attainment	Attainment
Indirect Assessment	CO1	-	0.00
	CO2	-	
	CO3	-	
	CO4	-	
	CO5	-	



Step 6:

Direct Attainment

	CO1	CO2	CO3	CO4	CO5	Average	Weightage	Attainment
Internal	3.00	2.00	3.00	3.00	3.00	2.75	20	0.55
External	3	3	3	3	3	3.00	80	2.40
Direct Attainment Total								2.95

Step 7:

Course Outcome Attainment

	Attainment	Weightage	Final Attainment
Direct Attainment	2.95	100%	2.95
Indirect Attainment	0.00	0%	0.00
Course Outcome Attainment			2.95
Course Outcome Attainment Percentage			98.33%

Signature of Teacher



Signature of HOD



KURIAKOSE ELIAS COLLEGE

MANNANAM

KOTTAYAM, KERALA PIN 686561, MOB: 8590704501 | EMAIL: kecollegemmm@gmail.com

CO-PO ATTAINMENT PROCEDURE FOR DIRECT AND INDIRECT ASSESSMENT

Course Details	
Course Code & Name	EC010305 - Kerala Economy
Teaching Staff	METTILDA GEORGE
Semester	3
Number of Enrolled Students	13
Programme	M. A. ECONOMICS
Syllabus	MA Economics-revised-2018

Programme Details	
Programme Name	M. A. ECONOMICS
Head of the Department	RINU JOSE



Step 1:

Program Outcome (PO)

PO5: Achieve skills, understandings and personal attribute that makes graduates to gain employment and be successful in their chosen occupations, which benefits themselves, the workforce, the community and the economy.

PO6: Ability to portray good interpersonal skills with high ability to work collaboratively as part of a team undertaking a range of different team roles

PO7: The significance of conserving a clean environment for perpetuation and sustainable development

PO8: Ability to act with integrity and good ethics in their profession and their obligation to society

PO9: Ability to demonstrate leadership, to take action and to get others involved.

PO10: Ability to present technical and scientific information and arguments clearly in written and oral presentation.

PO12: Ability to seek new knowledge, skills and manage relevant information from various sources.

PO1: Ability to apply and acquire knowledge as evidenced by research activities to find solutions for complex problems by employing right tools

PO4: Possess high awareness of major issues and competent in initiating, developing, and pursuing a scientific research.

Program Specific Outcome (PSO)

Program Educational Objectives(PEO)



Step 2:

CO-PO Correlation

	Description	PO
CO1	Analyse current and critical issues, challenges and problems of the Kerala Economy.	PO1, PO5, PO7, PO9, PO12, PO4, PO6, PO8, P10
CO2	Examine Kerala's development experience in the historical perspective	PO4, PO6, PO8, P10, PO1, PO5, PO7, PO9, PO12

CO-PO Mapping

	P10	PO1	PO12	PO4	PO5	PO6	PO7	PO8	PO9
CO1	3	2	3	2	3	3	3	3	2
CO2	2	2	0	2	3	2	2	2	3
AVERAGE	2.5	2	1.5	2	3	2.5	2.5	2.5	2.5

CO-PSO Mapping

**Step3:**

Weightage, Benchmark and Attainment

Weightage			
Direct Assessment	Internal	20	100
	External	80	
Indirect Assessment	Course Evaluation Survey		0

Benchmark and Attainment			
Level	Benchmark	Strength	Attainment
Level 1	20% Students got more than target	(20% of Student strength): 3.00	1
Level 2	30% Students got more than target	(30% of Student strength): 4.50	2
Level 3	40% Students got more than target	(40% of Student strength): 6.00	3

Step4

Course Attainment for each CO: Direct Assessment for Various Internal Examination

Model Exam	CO	Total Mark	CTM* (50%)	No. of students above threshold	Attainment
	CO1	19	9.5	11	3
	CO2	19	9.5	11	3



Course Attainment for CO: Direct Attainment External

	CO	Total Mark	CTM* (50%)	No of Students above threshold	Attainment
External Examination	CO1	-	-	-	3.00
	CO2				

*Competency Threshold Mark

Step 5:

Course Attainment for each CO: Indirect Assessment (Course Exit Survey)

	CO	Average Attainment	Attainment
Indirect Assessment	CO1	-	0.00
	CO2	-	

Step 6:

Direct Attainment

	CO1	CO2	Average	Weightage	Attainment
Internal	3.00	3.00	3.00	20	0.60
External	3	3	3.00	80	2.40
Direct Attainment Total					3

Step 7:

Course Outcome Attainment

	Attainment	Weightage	Final Attainment
Direct Attainment	3.00	100%	3.00
Indirect Attainment	0.00	0%	0.00
Course Outcome Attainment			3.00
Course Outcome Attainment Percentage			100.00%

Signature of Teacher



Signature of HOD



KURIAKOSE ELIAS COLLEGE

MANNANAM

KOTTAYAM, KERALA PIN 686561, MOB: 8590704501 |EMAIL: kecollegemnm@gmail.com

CO-PO ATTAINMENT PROCEDURE FOR DIRECT AND INDIRECT ASSESSMENT

Course Details	
Course Code & Name	EC010401 - International Finance
Teaching Staff	RINU JOSE
Semester	4
Number of Enrolled Students	13
Programme	M. A. ECONOMICS
Syllabus	MA Economics-revised-2018

Programme Details	
Programme Name	M. A. ECONOMICS
Head of the Department	RINU JOSE



Step 1:

Program Outcome (PO)

PO5: Achieve skills, understandings and personal attribute that makes graduates to gain employment and be successful in their chosen occupations, which benefits themselves, the workforce, the community and the economy.

PO6: Ability to portray good interpersonal skills with high ability to work collaboratively as part of a team undertaking a range of different team roles

PO7: The significance of conserving a clean environment for perpetuation and sustainable development

PO8: Ability to act with integrity and good ethics in their profession and their obligation to society

PO9: Ability to demonstrate leadership, to take action and to get others involved.

PO10: Ability to present technical and scientific information and arguments clearly in written and oral presentation.

PO12: Ability to seek new knowledge, skills and manage relevant information from various sources.

PO1: Ability to apply and acquire knowledge as evidenced by research activities to find solutions for complex problems by employing right tools

PO4: Possess high awareness of major issues and competent in initiating, developing, and pursuing a scientific research.

Program Specific Outcome (PSO)

Program Educational Objectives (PEO)



Step 2:

CO-PO Correlation

	Description	PO
CO1	Analyse foreign exchange markets and theories	PO1, PO4, PO8, PO5, PO9, P10, PO6, PO12, PO7
CO2	Assess foreign exchange transactions and risk management techniques in different market scenarios	PO12, PO7, PO1, PO4, PO8, PO5, PO9, P10, PO6
CO3	Evaluate balance of payments and adjustment mechanisms	P10, PO6, PO12, PO7, PO1, PO4, PO8, PO5, PO9
CO4	Examine open economy macro economic policies and models	PO5, PO9, P10, PO6, PO12, PO7, PO1, PO4, PO8
CO5	Analyse international resource movements, currency crisis and international financial institutions	PO1, PO4, PO8, PO5, PO9, P10, PO6, PO12, PO7

CO-PO Mapping



	P10	PO1	PO12	PO4	PO5	PO6	PO7	PO8	PO9
CO1	3	3	3	3	3	2	0	0	2
CO2	3	3	3	3	3	2	0	0	0
CO3	3	3	3	3	3	1	0	0	3
CO4	3	3	3	3	3	2	0	0	3
CO5	3	3	3	3	3	2	2	2	0
AVERAGE	3	3	3	3	3	1.8	0.4	0.4	1.6

CO-PSO Mapping

Step 3:

Weightage, Benchmark and Attainment

Weightage		
Direct Assessment	Internal	20
	External	80
Indirect Assessment	Course Evaluation Survey	0

Benchmark and Attainment			
Level	Benchmark	Strength	Attainment
Level 1	20% Students got more than target	(20% of Student strength): 3.00	1
Level 2	30% Students got more than target	(30% of Student strength): 4.50	2
Level 3	40% Students got more than target	(40% of Student strength): 6.00	3

**Step 4**

Course Attainment for each CO: Direct Assessment for Various Internal Examination

	CO	Total Mark	CTM* (50%)	No. of students above threshold	Attainment
Internal 1	CO1	6	3	13	3
	CO2	11	5.5	12	3
	CO3	11	5.5	13	3
	CO4	11	5.5	12	3
	CO5	11	5.5	13	3

Course Attainment for CO: Direct Attainment External

	CO	Total Mark	CTM* (50%)	No of Students above threshold	Attainment
External Examination	CO1	-	-	-	3.00
	CO2				
	CO3				
	CO4				
	CO5				

*Competency Threshold Mark

Step 5:

Course Attainment for each CO: Indirect Assessment (Course Exit Survey)

	CO	Average Attainment	Attainment
Indirect Assessment	CO1	-	0.00
	CO2	-	
	CO3	-	
	CO4	-	
	CO5	-	



Step 6:

Direct Attainment

	CO1	CO2	CO3	CO4	CO5	Average	Weightage	Attainment
Internal	3.00	3.00	3.00	3.00	3.00	3.00	20	0.60
External	3	3	3	3	3	3.00	80	2.40
Direct Attainment Total								3

Step 7:

Course Outcome Attainment

	Attainment	Weightage	Final Attainment
Direct Attainment	3.00	100%	3.00
Indirect Attainment	0.00	0%	0.00
Course Outcome Attainment			3.00
Course Outcome Attainment Percentage			100.00%

Signature of Teacher

Signature of HOD





KURIAKOSE ELIAS COLLEGE

MANNANAM

KOTTAYAM, KERALA PIN 686561, MOB: 8590704501 | EMAIL: kecollegemnm@gmail.com

CO-PO ATTAINMENT PROCEDURE FOR DIRECT AND INDIRECT ASSESSMENT

Course Details	
Course Code & Name	EC010402 - Econometrics - II
Teaching Staff	Alisha James
Semester	4
Number of Enrolled Students	13
Programme	M. A. ECONOMICS
Syllabus	MA Economics-revised-2018

Programme Details	
Programme Name	M. A. ECONOMICS
Head of the Department	RINU JOSE



Step 1:

Program Outcome (PO)

PO5: Achieve skills, understandings and personal attribute that makes graduates to gain employment and be successful in their chosen occupations, which benefits themselves, the workforce, the community and the economy.

PO6: Ability to portray good interpersonal skills with high ability to work collaboratively as part of a team undertaking a range of different team roles

PO7: The significance of conserving a clean environment for perpetuation and sustainable development

PO8: Ability to act with integrity and good ethics in their profession and their obligation to society

PO9: Ability to demonstrate leadership, to take action and to get others involved.

PO10: Ability to present technical and scientific information and arguments clearly in written and oral presentation.

PO12: Ability to seek new knowledge, skills and manage relevant information from various sources.

PO1: Ability to apply and acquire knowledge as evidenced by research activities to find solutions for complex problems by employing right tools

PO4: Possess high awareness of major issues and competent in initiating, developing, and pursuing a scientific research.

Program Specific Outcome (PSO)

Program Educational Objectives (PEO)



Step 2:

CO-PO Correlation

	Description	PO
CO1	Interpret the results from regression models involving panel data and instrumental variables.	PO5, PO9, PO6, P10, PO1, PO7, PO12, PO4, PO8
CO2	Demonstrate the knowledge to use instrumental variables to account for endogenous regressors.	PO4, PO8, PO5, PO9, PO6, P10, PO1, PO7, PO12
CO3	Demonstrate the knowledge to estimate binary response models.	PO1, PO7, PO12, PO4, PO8, PO5, PO9, PO6, P10
CO4	Demonstrate the knowledge to set up, estimate and analyse panel data regression models.	PO6, P10, PO1, PO7, PO12, PO4, PO8, PO5, PO9
CO5	Explain the basic concepts of stationary and non-stationary time series.	PO5, PO9, PO6, P10, PO1, PO7, PO12, PO4, PO8

CO-PO Mapping



	P10	PO1	PO12	PO4	PO5	PO6	PO7	PO8	PO9
CO1	3	3	3	3	3	3	2	3	3
CO2	3	3	3	3	3	3	3	3	3
CO3	3	3	3	3	3	3	2	3	3
CO4	3	3	3	3	3	3	2	3	3
CO5	3	3	3	3	3	3	2	3	2
AVERAGE	3	3	3	3	3	3	2.2	3	2.8

CO-PSO Mapping

Step 3:

Weightage, Benchmark and Attainment

Weightage			
Direct Assessment	Internal	20	100
	External	80	
Indirect Assessment	Course Evaluation Survey		0

Benchmark and Attainment			
Level	Benchmark	Strength	Attainment
Level 1	20% Students got more than target	(20% of Student strength): 3.00	1
Level 2	30% Students got more than target	(30% of Student strength): 4.50	2
Level 3	40% Students got more than target	(40% of Student strength): 6.00	3

**Step 4**

Course Attainment for each CO: Direct Assessment for Various Internal Examination

	CO	Total Mark	CTM* (50%)	No. of students above threshold	Attainment
Model Exam	CO1	6	3	13	3
	CO2	15	7.5	13	3
	CO3	13	6.5	13	3
	CO4	4	2	12	3
	CO5	2	1	13	3

Course Attainment for CO: Direct Attainment External

	CO	Total Mark	CTM* (50%)	No of Students above threshold	Attainment
External Examination	CO1	-	-	-	3.00
	CO2				
	CO3				
	CO4				
	CO5				

*Competency Threshold Mark

Step 5:

Course Attainment for each CO: Indirect Assessment (Course Exit Survey)

	CO	Average Attainment	Attainment
Indirect Assessment	CO1	-	0.00
	CO2	-	
	CO3	-	
	CO4	-	
	CO5	-	



Step 6:

Direct Attainment

	CO1	CO2	CO3	CO4	CO5	Average	Weightage	Attainment
Internal	3.00	3.00	3.00	3.00	3.00	3.00	20	0.60
External	3	3	3	3	3	3.00	80	2.40
Direct Attainment Total								3

Step 7:

Course Outcome Attainment

	Attainment	Weightage	Final Attainment
Direct Attainment	3.00	100%	3.00
Indirect Attainment	0.00	0%	0.00
Course Outcome Attainment			3.00
Course Outcome Attainment Percentage			100.00%

Signature of Teacher



Signature of HOD



KURIAKOSE ELIAS COLLEGE

MANNANAM

KOTTAYAM, KERALA PIN 686561, MOB: 8590704501 | EMAIL: kecollegemmm@gmail.com

CO-PO ATTAINMENT PROCEDURE FOR DIRECT AND INDIRECT ASSESSMENT

Course Details	
Course Code & Name	EC800401 - Agricultural Economics
Teaching Staff	METTILDA GEORGE
Semester	4
Number of Enrolled Students	13
Programme	M. A. ECONOMICS
Syllabus	MA Economics-revised-2018

Programme Details	
Programme Name	M. A. ECONOMICS
Head of the Department	RINU JOSE



Step 1:

Program Outcome (PO)

PO5: Achieve skills, understandings and personal attribute that makes graduates to gain employment and be successful in their chosen occupations, which benefits themselves, the workforce, the community and the economy.

PO6: Ability to portray good interpersonal skills with high ability to work collaboratively as part of a team undertaking a range of different team roles

PO7: The significance of conserving a clean environment for perpetuation and sustainable development

PO8: Ability to act with integrity and good ethics in their profession and their obligation to society

PO9: Ability to demonstrate leadership, to take action and to get others involved.

P10: Ability to present technical and scientific information and arguments clearly in written and oral presentation.

PO12: Ability to seek new knowledge, skills and manage relevant information from various sources.

PO1: Ability to apply and acquire knowledge as evidenced by research activities to find solutions for complex problems by employing right tools

PO4: Possess high awareness of major issues and competent in initiating, developing, and pursuing a scientific research.

Program Specific Outcome (PSO)

Program Educational Objectives(PEO)



Step 2:

CO-PO Correlation

	Description	PO
CO1	Explain the concepts, significance and use of production economics in the agricultural context.	PO6, P10, PO1, PO7, PO12, PO4, PO8, PO5, PO9
CO2	Examine the agricultural policies and its effects on sustainable agricultural development.	PO5, PO9, PO6, P10, PO1, PO7, PO12, PO4, PO8
CO3	Evaluate the impact of globalisation on agricultural development.	PO4, PO8, PO5, PO9, PO6, P10, PO1, PO7, PO12
CO4	Understand the various kinds of risk in farming, risk management strategies and mechanisms and insurance policies.	PO1, PO7, PO12, PO4, PO8, PO5, PO9, PO6, P10



CO5	Explain various aspects of agro-food marketing and examine the issues in agricultural markets.	PO6, P10, PO1, PO7, PO12, PO4, PO8, PO5, PO9
------------	--	---

CO-PO Mapping

	P10	PO1	PO12	PO4	PO5	PO6	PO7	PO8	PO9
CO1	2	2	2	1	3	2	3	2	2
CO2	2	2	3	2	2	2	3	3	2
CO3	2	3	0	2	2	2	2	2	2
CO4	3	2	3	2	2	2	2	2	2
CO5	2	2	2	2	2	2	3	2	2
AVERAGE	2.2	2.2	2	1.8	2.2	2	2.6	2.2	2

CO-PSO Mapping

Step 3:

Weightage, Benchmark and Attainment

Weightage		
Direct Assessment	Internal	20
	External	80
Indirect Assessment	Course Evaluation Survey	
		100
		0



Benchmark and Attainment			
Level	Benchmark	Strength	Attainment
Level 1	20% Students got more than target	(20% of Student strength): 3.00	1
Level 2	30% Students got more than target	(30% of Student strength): 4.50	2
Level 3	40% Students got more than target	(40% of Student strength): 6.00	3

Step 4

Course Attainment for each CO: Direct Assessment for Various Internal Examination

	CO	Total Mark	CTM* (50%)	No. of students above threshold	Attainment
Model Exam	CO1	15	7.5	12	3
	CO2	15	7.5	12	3
	CO3	15	7.5	12	3
	CO4	15	7.5	12	3
	CO5	15	7.5	12	3

Course Attainment for CO: Direct Attainment External

	CO	Total Mark	CTM* (50%)	No of Students above threshold	Attainment
External Examination	CO1	-	-	-	3.00
	CO2				
	CO3				
	CO4				
	CO5				

*Competency Threshold Mark



Step 5:

Course Attainment for each CO: Indirect Assessment (Course Exit Survey)

Indirect Assessment	CO	Average Attainment	Attainment
	CO1	-	0.00
	CO2	-	
	CO3	-	
	CO4	-	
	CO5	-	

Step 6:

Direct Attainment

	CO1	CO2	CO3	CO4	CO5	Average	Weightage	Attainment
Internal	3.00	3.00	3.00	3.00	3.00	3.00	20	0.60
External	3	3	3	3	3	3.00	80	2.40
Direct Attainment Total								3

Step 7:

Course Outcome Attainment

	Attainment	Weightage	Final Attainment
Direct Attainment	3.00	100%	3.00
Indirect Attainment	0.00	0%	0.00
Course Outcome Attainment			3.00
Course Outcome Attainment Percentage			100.00%

Signature of Teacher



Signature of HOD



KURIAKOSE ELIAS COLLEGE

MANNANAM

KOTTAYAM, KERALA PIN 686561, MOB: 8590704501 |EMAIL: kecollegemnm@gmail.com

CO-PO ATTAINMENT PROCEDURE FOR DIRECT AND INDIRECT ASSESSMENT

Course Details	
Course Code & Name	EC800402 - Industrial Economics
Teaching Staff	GINCY LUKOSE V
Semester	4
Number of Enrolled Students	13
Programme	M. A. ECONOMICS
Syllabus	MA Economics-revised-2018

Programme Details	
Programme Name	M. A. ECONOMICS
Head of the Department	RINU JOSE



Step 1:

Program Outcome (PO)

PO5: Achieve skills, understandings and personal attribute that makes graduates to gain employment and be successful in their chosen occupations, which benefits themselves, the workforce, the community and the economy.

PO6: Ability to portray good interpersonal skills with high ability to work collaboratively as part of a team undertaking a range of different team roles

PO7: The significance of conserving a clean environment for perpetuation and sustainable development

PO8: Ability to act with integrity and good ethics in their profession and their obligation to society

PO9: Ability to demonstrate leadership, to take action and to get others involved.

PO10: Ability to present technical and scientific information and arguments clearly in written and oral presentation.

PO12: Ability to seek new knowledge, skills and manage relevant information from various sources.

PO1: Ability to apply and acquire knowledge as evidenced by research activities to find solutions for complex problems by employing right tools

PO4: Possess high awareness of major issues and competent in initiating, developing, and pursuing a scientific research.

Program Specific Outcome (PSO)

Program Educational Objectives (PEO)



Step 2:

CO-PO Correlation

	Description	PO
CO 1	Explain the broad range of methods and models applied by economists in the analysis of firms and industries	PO1, PO4, PO5, PO6, PO7, PO8, PO9, P10, PO12
CO 2	Solve analytically problems relating to industrial economics	PO1, PO4, PO5, PO6, PO7, PO8, PO9, P10, PO12
CO 3	Discuss policy debates involved in industrial development in India	PO1, PO4, PO5, PO6, PO7, PO8, PO9, P10, PO12
CO4	Explain the history of competition policy and functioning of different experimental market institutions and the key results of these experiments.	PO1, PO4, PO5, PO6, PO7, PO8, PO9, P10, PO12

CO-PO Mapping



	P10	PO1	PO12	PO4	PO5	PO6	PO7	PO8	PO9
CO 1	2	3	3	3	3	2	3	2	2
CO 2	2	2	2	2	2	2	3	3	1
CO 3	2	3	3	3	3	2	3	2	1
CO4	2	3	2	2	2	1	3	3	1
AVERAGE	2	2.75	2.5	2.5	2.5	1.75	3	2.5	1.25

CO-PSO Mapping

Step 3:

Weightage, Benchmark and Attainment

Weightage		
Direct Assessment	Internal	20
	External	80
Indirect Assessment	Course Evaluation Survey	0

Benchmark and Attainment			
Level	Benchmark	Strength	Attainment
Level 1	20% Students got more than target	(20% of Student strength): 3.00	1
Level 2	30% Students got more than target	(30% of Student strength): 4.50	2
Level 3	40% Students got more than target	(40% of Student strength): 6.00	3

**Step 4**

Course Attainment for each CO: Direct Assessment for Various Internal Examination

	CO	Total Mark	CTM* (50%)	No. of students above threshold	Attainment
Internal 1	CO 1	11	5.5	9	3
	CO 2	15	7.5	13	3
	CO 3	13	6.5	13	3
	CO 4	11	5.5	7	3

Course Attainment for CO: Direct Attainment External

	CO	Total Mark	CTM* (50%)	No of Students above threshold	Attainment
External Examination	CO 1	-	-	-	3.00
	CO 2				
	CO 3				
	CO 4				

*Competency Threshold Mark

Step 5:

Course Attainment for each CO: Indirect Assessment (Course Exit Survey)

	CO	Average Attainment	Attainment
Indirect Assessment	CO 1	-	0.00
	CO 2	-	
	CO 3	-	
	CO 4	-	

Step 6:

Direct Attainment

	CO 1	CO 2	CO 3	CO 4	Average	Weightage	Attainment
Internal	3.00	3.00	3.00	3.00	3.00	20	0.60
External	3	3	3	3	3.00	80	2.40
Direct Attainment Total							3



Step 7:

Course Outcome Attainment

	Attainment	Weightage	Final Attainment
Direct Attainment	3.00	100%	3.00
Indirect Attainment	0.00	0%	0.00
Course Outcome Attainment			3.00
Course Outcome Attainment Percentage			100.00%

Signature of Teacher



Signature of HOD



KURIAKOSE ELIAS COLLEGE

MANNANAM

KOTTAYAM, KERALA PIN 686561, MOB: 8590704501 |EMAIL: kecollegemnm@gmail.com

CO-PO ATTAINMENT PROCEDURE FOR DIRECT AND INDIRECT ASSESSMENT

Course Details	
Course Code & Name	EC800403 - Labour Economics
Teaching Staff	Amal Sharin T J
Semester	4
Number of Enrolled Students	13
Programme	M. A. ECONOMICS
Syllabus	MA Economics-revised-2018

Programme Details	
Programme Name	M. A. ECONOMICS
Head of the Department	RINU JOSE



Step 1:

Program Outcome (PO)

PO5: Achieve skills, understandings and personal attribute that makes graduates to gain employment and be successful in their chosen occupations, which benefits themselves, the workforce, the community and the economy.

PO6: Ability to portray good interpersonal skills with high ability to work collaboratively as part of a team undertaking a range of different team roles

PO7: The significance of conserving a clean environment for perpetuation and sustainable development

PO8: Ability to act with integrity and good ethics in their profession and their obligation to society

PO9: Ability to demonstrate leadership, to take action and to get others involved.

PO10: Ability to present technical and scientific information and arguments clearly in written and oral presentation.

PO12: Ability to seek new knowledge, skills and manage relevant information from various sources.

PO1: Ability to apply and acquire knowledge as evidenced by research activities to find solutions for complex problems by employing right tools

PO4: Possess high awareness of major issues and competent in initiating, developing, and pursuing a scientific research.

Program Specific Outcome (PSO)

Program Educational Objectives (PEO)

**Step 2:**

CO-PO Correlation

	Description	PO
CO1	Analyse the functioning of Labour markets	PO1, PO4, PO5, PO6, PO7, PO8, PO9, P10, PO12
CO2	Discuss formal theoretical models	PO1, PO4, PO5, PO6, PO7, PO8, PO9, P10, PO12
CO3	Examine Labour market reforms	PO1, PO4, PO5, PO6, PO7, PO8, PO9, P10, PO12
CO4	Defend social security of Labour	PO1, PO4, PO5, PO6, PO7, PO8, PO9, P10, PO12

CO-PO Mapping



	P10	PO1	PO12	PO4	PO5	PO6	PO7	PO8	PO9
CO1	2	2	2	2	3	2	1	3	2
CO2	3	2	3	2	3	2	1	2	2
CO3	2	3	2	2	3	2	1	2	1
CO4	2	3	2	3	2	1	1	2	1
AVERAGE	2.25	2.5	2.25	2.25	2.75	1.75	1	2.25	1.5

CO-PSO Mapping

Step 3:

Weightage, Benchmark and Attainment

Weightage			
Direct Assessment	Internal	20	100
	External	80	
Indirect Assessment	Course Evaluation Survey		0

Benchmark and Attainment			
Level	Benchmark	Strength	Attainment
Level 1	20% Students got more than target	(20% of Student strength): 3.00	1
Level 2	30% Students got more than target	(30% of Student strength): 4.50	2
Level 3	40% Students got more than target	(40% of Student strength): 6.00	3

**Step 4**

Course Attainment for each CO: Direct Assessment for Various Internal Examination

Internal 1	CO	Total Mark	CTM* (50%)	No. of students above threshold	Attainment
	CO1	26	13	6	3
	CO2	2	1	13	3
	CO3	20	10	7	3
	CO4	7	3.5	12	3

Course Attainment for CO: Direct Attainment External

External Examination	CO	Total Mark	CTM* (50%)	No of Students above threshold	Attainment
	CO1	-	-	-	3.00
	CO2				
	CO3				
	CO4				

*Competency Threshold Mark

Step 5:

Course Attainment for each CO: Indirect Assessment (Course Exit Survey)

Indirect Assessment	CO	Average Attainment	Attainment
	CO1	-	0.00
	CO2	-	
	CO3	-	
	CO4	-	

Step 6:

Direct Attainment

	CO1	CO2	CO3	CO4	Average	Weightage	Attainment
Internal	3.00	3.00	3.00	3.00	3.00	20	0.60
External	3	3	3	3	3.00	80	2.40
Direct Attainment Total							3



Step 7:

Course Outcome Attainment

	Attainment	Weightage	Final Attainment
Direct Attainment	3.00	100%	3.00
Indirect Attainment	0.00	0%	0.00
Course Outcome Attainment			3.00
Course Outcome Attainment Percentage			100.00%

Signature of Teacher



Signature of HOD



COURSE OUTCOME ATTAINMENT- M.Sc. PSYCHOLOGY (2022-24)

KURIAKOSE ELIAS COLLEGE

MANNANAM

KOTTAYAM, KERALA PIN 686561, MOB: 8590704501 |EMAIL: kecollegemnm@gmail.com

CO-PO ATTAINMENT PROCEDURE FOR DIRECT AND INDIRECT ASSESSMENT

Course Details	
Course Code & Name	PY010101 - Cognitive Psychology
Teaching Staff	NIMMY JOHNS
Semester	1
Number of Enrolled Students	12
Programme	M. Sc. PSYCHOLOGY
Syllabus	MSc Psychology-syl-revised- 2018

Programme Details	
Programme Name	M. Sc. PSYCHOLOGY
Head of the Department	FR JOHNSON JOSEPH



Step 1:

Program Outcome (PO)

PO1: Ability to apply and acquire knowledge as evidenced by research activities to find solutions for complex problems by employing right tools

PO4: Possess high awareness of major issues and competent in initiating, developing, and pursuing a scientific research.

PO5: Achieve skills, understandings and personal attribute that makes graduates to gain employment and be successful in their chosen occupations, which benefits themselves, the workforce, the community and the economy.

PO6: Ability to portray good interpersonal skills with high ability to work collaboratively as part of a team undertaking a range of different team roles

PO7: The significance of conserving a clean environment for perpetuation and sustainable development

PO8: Ability to act with integrity and good ethics in their profession and their obligation to society

PO9: Ability to demonstrate leadership, to take action and to get others involved.

PO10: Ability to present technical and scientific information and arguments clearly in written and oral presentation.

PO12: Ability to seek new knowledge, skills and manage relevant information from various sources.

Program Specific Outcome (PSO)

Program Educational Objectives (PEO)

**Step 2:**

CO-PO Correlation

	Description	PO
CO 1	Understand the basic concepts of Cognitive Psychology	PO6, P10, PO9, PO5, PO8, PO4, PO7, PO12, PO1
CO 2	Explain theoretical understanding of perception, memory and thinking, including current research trends and their output.	PO7, PO12, PO1, PO6, P10, PO9, PO5, PO8, PO4
CO 3	Understand and ask questions related to the functioning of mind.	PO8, PO4, PO7, PO12, PO1, PO6, P10, PO9, PO5
CO 4	Establish knowledge and understanding of well established theories in Cognitive Psychology as well as an appreciation of the complexities of Cognitive processes	PO9, PO5, PO8, PO4, PO7, PO12, PO1, PO6, P10
CO 5	Describe research methods in Cognitive Psychology and the ability to critically evaluate research in this area.	PO6, P10, PO9, PO5, PO8, PO4, PO7, PO12, PO1



CO 6	Develop skills of applying Cognitive methods to the realm of cognition.	PO7, PO12, PO1, PO6, P10, PO9, PO5, PO8, PO4
CO 7	Develop skills of applying and segmenting basic psychological mechanisms.	PO8, PO4, PO7, PO12, PO1, PO6, P10, PO5, PO9

CO-PO Mapping

	P10	PO1	PO12	PO4	PO5	PO6	PO7	PO8	PO9
CO 1	3	3	2	2	3	2	2	2	2
CO 2	2	2	2	3	2	3	3	3	3
CO 3	3	3	1	2	1	2	2	2	2
CO 4	2	2	3	2	3	3	2	3	3
CO 5	1	2	3	3	2	2	2	2	2
CO 6	2	1	2	2	2	2	3	3	3
CO 7	3	1	3	0	1	1	2	2	1
AVERAGE	2.29	2	2.29	2	2	2.14	2.29	2.43	2.29

CO-PSO Mapping



Step 3:

Weightage, Benchmark and Attainment

Weightage			
Direct Assessment	Internal	20	100
	External	80	
Indirect Assessment	Course Evaluation Survey		0

Benchmark and Attainment			
Level	Benchmark	Strength	Attainment
Level 1	20% Students got more than target	(20% of Student strength): 2.40	1
Level 2	30% Students got more than target	(30% of Student strength): 3.60	2
Level 3	40% Students got more than target	(40% of Student strength): 4.80	3

Step 4

Course Attainment for each CO: Direct Assessment for Various Internal Examination



	CO	Total Mark	CTM* (50%)	No. of students above threshold	Attainment
Internal 1	CO 1	2	1	9	3
	CO 2	7	3.5	8	3
	CO 3	6	3	11	3
	CO 4	6	3	12	3
	CO 5	11	5.5	10	3
	CO 6	14	7	9	3
	CO 7	4	2	12	3

Course Attainment for CO: Direct Attainment External

	CO	Total Mark	CTM* (50%)	No of Students above threshold	Attainment
External Examination	CO 1	-	-	-	3.00
	CO 2				
	CO 3				
	CO 4				
	CO 5				
	CO 6				
	CO 7				

*Competency Threshold Mark

Step 5:

Course Attainment for each CO: Indirect Assessment (Course Exit Survey)

	CO	Average Attainment	Attainment
Indirect Assessment	CO 1	-	0.00
	CO 2	-	
	CO 3	-	
	CO 4	-	
	CO 5	-	
	CO 6	-	
	CO 7	-	



Step 6:

Direct Attainment

	CO 1	CO 2	CO 3	CO 4	CO 5	CO 6	CO 7	Average	Weightage	Attainment
Internal	3.00	3.00	3.00	3.00	3.00	3.00	3.00	3.00	20	0.60
External	3	3	3	3	3	3	3	3.00	80	2.40
Direct Attainment Total										3

Step 7:

Course Outcome Attainment

	Attainment	Weightage	Final Attainment
Direct Attainment	3.00	100%	3.00
Indirect Attainment	0.00	0%	0.00
Course Outcome Attainment			3.00
Course Outcome Attainment Percentage			100.00%

Signature of Teacher



Signature of HOD



KURIAKOSE ELIAS COLLEGE

MANNANAM

KOTTAYAM, KERALA PIN 686561, MOB: 8590704501 |EMAIL: kecollegemnm@gmail.com

CO-PO ATTAINMENT PROCEDURE FOR DIRECT AND INDIRECT ASSESSMENT

Course Details	
Course Code & Name	PY010102 - Personality And Personal Development
Teaching Staff	KARTHIKA ELIZABETH
Semester	1
Number of Enrolled Students	12
Programme	M. Sc. PSYCHOLOGY
Syllabus	MSc Psychology-syl-revised- 2018

Programme Details	
Programme Name	M. Sc. PSYCHOLOGY
Head of the Department	FR JOHNSON JOSEPH



Step 1:

Program Outcome (PO)

PO1: Ability to apply and acquire knowledge as evidenced by research activities to find solutions for complex problems by employing right tools

PO4: Possess high awareness of major issues and competent in initiating, developing, and pursuing a scientific research.

PO5: Achieve skills, understandings and personal attribute that makes graduates to gain employment and be successful in their chosen occupations, which benefits themselves, the workforce, the community and the economy.

PO6: Ability to portray good interpersonal skills with high ability to work collaboratively as part of a team undertaking a range of different team roles

PO7: The significance of conserving a clean environment for perpetuation and sustainable development

PO8: Ability to act with integrity and good ethics in their profession and their obligation to society

PO9: Ability to demonstrate leadership, to take action and to get others involved.

PO10: Ability to present technical and scientific information and arguments clearly in written and oral presentation.

PO12: Ability to seek new knowledge, skills and manage relevant information from various sources.

Program Specific Outcome (PSO)

Program Educational Objectives (PEO)



Step 2:

CO-PO Correlation

	Description	PO
CO1	Demonstrate knowledge and understanding of the structure ,dynamics ,critical stages and methods used to assess personality	PO1, PO7, PO12, PO4, PO8, PO5, PO9, PO6, P10
CO2	Describe and distinguish among the major theoretical approaches to understanding personality	PO6, P10, PO1, PO7, PO12, PO4, PO8, PO5, PO9
CO3	Understand the theoretical orientations and contrast in understanding human personality mechanism	PO5, PO9, PO6, P10, PO1, PO7, PO12, PO4, PO8
CO4	Acquire self enhancement and personality development through exploring different personality approaches	PO4, PO8, PO5, PO9, PO6, P10, PO1, PO7, PO12
CO5	Understand the eastern approaches to personality andpersonality development	PO1, PO7, PO12, PO4, PO8, PO5, PO9, PO6, P10

CO-PO Mapping



	P10	PO1	PO12	PO4	PO5	PO6	PO7	PO8	PO9
CO1	2	2	3	1	2	3	1	3	2
CO2	2	2	2	3	3	1	2	3	3
CO3	3	1	3	1	2	3	2	1	1
CO4	3	3	3	3	1	2	3	2	2
CO5	2	3	3	2	3	2	2	1	2
AVERAGE	2.4	2.2	2.8	2	2.2	2.2	2	2	2

CO-PSO Mapping

Step 3:

Weightage, Benchmark and Attainment

Weightage		
Direct Assessment	Internal	20
	External	80
Indirect Assessment	Course Evaluation Survey	0

Benchmark and Attainment			
Level	Benchmark	Strength	Attainment
Level 1	20% Students got more than target	(20% of Student strength): 2.40	1
Level 2	30% Students got more than target	(30% of Student strength): 3.60	2
Level 3	40% Students got more than target	(40% of Student strength): 4.80	3

**Step 4**

Course Attainment for each CO: Direct Assessment for Various Internal Examination

	CO	Total Mark	CTM* (50%)	No. of students above threshold	Attainment
Internal 1	CO1	6	3	6	3
	CO2	11	5.5	12	3
	CO3	11	5.5	12	3
	CO4	11	5.5	12	3
	CO5	11	5.5	11	3

Course Attainment for CO: Direct Attainment External

	CO	Total Mark	CTM* (50%)	No of Students above threshold	Attainment
External Examination	CO1	-	-	-	3.00
	CO2				
	CO3				
	CO4				
	CO5				

*Competency Threshold Mark

Step 5:

Course Attainment for each CO: Indirect Assessment (Course Exit Survey)

	CO	Average Attainment	Attainment
Indirect Assessment	CO1	-	0.00
	CO2	-	
	CO3	-	
	CO4	-	
	CO5	-	



Step 6:

Direct Attainment

	CO1	CO2	CO3	CO4	CO5	Average	Weightage	Attainment
Internal	3.00	3.00	3.00	3.00	3.00	3.00	20	0.60
External	3	3	3	3	3	3.00	80	2.40
Direct Attainment Total								3

Step 7:

Course Outcome Attainment

	Attainment	Weightage	Final Attainment
Direct Attainment	3.00	100%	3.00
Indirect Attainment	0.00	0%	0.00
Course Outcome Attainment			3.00
Course Outcome Attainment Percentage			100.00%

Signature of Teacher



Signature of HOD



KURIAKOSE ELIAS COLLEGE

MANNANAM

KOTTAYAM, KERALA PIN 686561, MOB: 8590704501 | EMAIL: kecollegemnm@gmail.com

CO-PO ATTAINMENT PROCEDURE FOR DIRECT AND INDIRECT ASSESSMENT

Course Details	
Course Code & Name	PY010103 – Psychopathology
Teaching Staff	NEHA JIMMY
Semester	1
Number of Enrolled Students	12
Programme	M. Sc. PSYCHOLOGY
Syllabus	MSc Psychology-syl-revised- 2018

Programme Details	
Programme Name	M. Sc. PSYCHOLOGY
Head of the Department	FR JOHNSON JOSEPH



Step 1:

Program Outcome (PO)

PO1: Ability to apply and acquire knowledge as evidenced by research activities to find solutions for complex problems by employing right tools

PO4: Possess high awareness of major issues and competent in initiating, developing, and pursuing a scientific research.

PO5: Achieve skills, understandings and personal attribute that makes graduates to gain employment and be successful in their chosen occupations, which benefits themselves, the workforce, the community and the economy.

PO6: Ability to portray good interpersonal skills with high ability to work collaboratively as part of a team undertaking a range of different team roles

PO7: The significance of conserving a clean environment for perpetuation and sustainable development

PO8: Ability to act with integrity and good ethics in their profession and their obligation to society

PO9: Ability to demonstrate leadership, to take action and to get others involved.

PO10: Ability to present technical and scientific information and arguments clearly in written and oral presentation.

PO12: Ability to seek new knowledge, skills and manage relevant information from various sources.

Program Specific Outcome (PSO)

Program Educational Objectives (PEO)

**Step 2:**

CO-PO Correlation

	Description	PO
CO1	Familiarise students with various kinds of abnormal functioning	PO7, PO12, PO1, P10, PO6, PO9, PO5, PO8, PO4
CO2	Equip students to take case histories	PO8, PO4, PO7, PO12, PO1, P10, PO6, PO9, PO5
CO3	Explain psychopathology behind various kinds of abnormal functioning	PO9, PO5, PO8, PO4, PO7, PO12, PO1, P10, PO6
CO4	Understand the etiology and symptoms of psychotic and neurotic disorders	PO6, P10, PO9, PO5, PO8, PO4, PO7, PO12, PO1
CO5	Understand psycho social management techniques in abnormal behaviour	PO7, PO12, PO1, PO6, P10, PO9, PO5, PO8, PO4



CO6	Identify abnormal behaviour and its management	PO8, PO4, PO7, PO12, PO1, PO6, P10, PO9, PO5
CO7	Understand early identification of child hood disorders and its managment	PO9, PO5, PO8, PO4, PO7, PO12, PO1, PO6, P10

CO-PO Mapping

	P10	PO1	PO12	PO4	PO5	PO6	PO7	PO8	PO9
CO1	2	1	1	1	3	2	2	2	2
CO2	2	2	1	2	2	2	2	1	1
CO3	2	2	2	2	2	2	2	1	2
CO4	2	2	1	3	3	1	2	1	2
CO5	2	2	1	2	2	1	2	2	2
CO6	3	1	2	2	2	1	2	2	2
CO7	3	2	2	0	2	2	2	3	2
AVERAGE	2.29	1.71	1.43	1.71	2.29	1.57	2	1.71	1.86

CO-PSO Mapping



Step 3:

Weightage, Benchmark and Attainment

Weightage			
Direct Assessment	Internal	20	100
	External	80	
Indirect Assessment	Course Evaluation Survey		0

Benchmark and Attainment			
Level	Benchmark	Strength	Attainment
Level 1	20% Students got more than target	(20% of Student strength): 2.40	1
Level 2	30% Students got more than target	(30% of Student strength): 3.60	2
Level 3	40% Students got more than target	(40% of Student strength): 4.80	3

Step 4

Course Attainment for each CO: Direct Assessment for Various Internal Examination



	CO	Total Mark	CTM* (50%)	No. of students above threshold	Attainment
Internal 1	CO1	6	3	12	3
	CO2	11	5.5	12	3
	CO3	11	5.5	12	3
	CO 4	11	5.5	12	3
	CO5	11	5.5	12	3
	CO6	-	-	-	-
	CO7	-	-	-	-

Course Attainment for CO: Direct Attainment External

	CO	Total Mark	CTM* (50%)	No of Students above threshold	Attainment
External Examination	CO1	-	-	-	3.00
	CO2				
	CO3				
	CO 4				
	CO5				
	CO6				
	CO7				

*Competency Threshold Mark

Step 5:

Course Attainment for each CO: Indirect Assessment (Course Exit Survey)

	CO	Average Attainment	Attainment
Indirect Assessment	CO1	-	0.00
	CO2	-	
	CO3	-	
	CO 4	-	
	CO5	-	
	CO6	-	
	CO7	-	



Step 6:

Direct Attainment

	CO1	CO2	CO3	CO 4	CO5	CO6	CO7	Average	Weightage	Attainment
Internal	3.00	3.00	3.00	3.00	3.00	3.00	3.00	3.00	20	0.60
External	3	3	3	3	3	3	3	3.00	80	2.40
Direct Attainment Total										3

Step 7:

Course Outcome Attainment

	Attainment	Weightage	Final Attainment
Direct Attainment	3.00	100%	3.00
Indirect Attainment	0.00	0%	0.00
Course Outcome Attainment			3.00
Course Outcome Attainment Percentage			100.00%

Nels

Signature of Teacher



Jmt

Signature of HOD



KURIAKOSE ELIAS COLLEGE

MANNANAM

KOTTAYAM, KERALA PIN 686561, MOB: 8590704501 | EMAIL: kecollegemnm@gmail.com

CO-PO ATTAINMENT PROCEDURE FOR DIRECT AND INDIRECT ASSESSMENT

Course Details	
Course Code & Name	PY010104 – Psychometry
Teaching Staff	CHINCHU RANI VINCENT
Semester	1
Number of Enrolled Students	12
Programme	M. Sc. PSYCHOLOGY
Syllabus	MSc Psychology-syl-revised- 2018

Programme Details	
Programme Name	M. Sc. PSYCHOLOGY
Head of the Department	FR JOHNSON JOSEPH



Step 1:

Program Outcome (PO)

PO1: Ability to apply and acquire knowledge as evidenced by research activities to find solutions for complex problems by employing right tools

PO4: Possess high awareness of major issues and competent in initiating, developing, and pursuing a scientific research.

PO5: Achieve skills, understandings and personal attribute that makes graduates to gain employment and be successful in their chosen occupations, which benefits themselves, the workforce, the community and the economy.

PO6: Ability to portray good interpersonal skills with high ability to work collaboratively as part of a team undertaking a range of different team roles

PO7: The significance of conserving a clean environment for perpetuation and sustainable development

PO8: Ability to act with integrity and good ethics in their profession and their obligation to society

PO9: Ability to demonstrate leadership, to take action and to get others involved.

PO10: Ability to present technical and scientific information and arguments clearly in written and oral presentation.

PO12: Ability to seek new knowledge, skills and manage relevant information from various sources.

Program Specific Outcome (PSO)

Program Educational Objectives (PEO)



Step 2:

CO-PO Correlation

	Description	PO
CO1	To Provide foundation on the basics of Psychological testing	PO1, PO7, PO12, PO4, PO8, PO5, PO9, PO6, P10
CO2	To equip students in constructing Psychological tests	PO6, P10, PO1, PO7, PO12, PO4, PO8, PO5, PO9
CO3	To develop skills in analysing decisions and applying tests	PO5, PO9, PO6, P10, PO1, PO7, PO12, PO4, PO8
CO4	To understand the current trends in Psychological testing	PO4, PO8, PO5, PO9, PO6, P10, PO1, PO7, PO12
CO5	To understand ethical concern in Psychological testing	PO1, PO7, PO12, PO4, PO8, PO5, PO9, PO6, P10

CO-PO Mapping



	P10	PO1	PO12	PO4	PO5	PO6	PO7	PO8	PO9
CO1	3	3	1	1	3	1	1	1	1
CO2	2	2	3	2	2	2	2	2	1
CO3	1	2	3	3	2	3	3	3	2
CO4	2	3	2	2	2	1	1	1	3
CO5	2	2	2	3	3	2	2	2	3
AVERAGE	2	2.4	2.2	2.2	2.4	1.8	1.8	1.8	2

CO-PSO Mapping

Step 3:

Weightage, Benchmark and Attainment

Weightage		
Direct Assessment	Internal	20
	External	80
Indirect Assessment	Course Evaluation Survey	0

Benchmark and Attainment			
Level	Benchmark	Strength	Attainment
Level 1	20% Students got more than target	(20% of Student strength): 2.40	1
Level 2	30% Students got more than target	(30% of Student strength): 3.60	2
Level 3	40% Students got more than target	(40% of Student strength): 4.80	3

**Step 4**

Course Attainment for each CO: Direct Assessment for Various Internal Examination

	CO	Total Mark	CTM* (50%)	No. of students above threshold	Attainment
Internal 1	CO1	11	5.5	12	3
	CO2	15	7.5	12	3
	CO3	8	4	12	3
	CO4	6	3	12	3
	CO5	10	5	9	3

Course Attainment for CO: Direct Attainment External

	CO	Total Mark	CTM* (50%)	No of Students above threshold	Attainment
External Examination	CO1	-	-	-	3.00
	CO2				
	CO3				
	CO4				
	CO5				

*Competency Threshold Mark

Step 5:

Course Attainment for each CO: Indirect Assessment (Course Exit Survey)

	CO	Average Attainment	Attainment
Indirect Assessment	CO1	-	0.00
	CO2	-	
	CO3	-	
	CO4	-	
	CO5	-	



Step 6:

Direct Attainment

	CO1	CO2	CO3	CO4	CO5	Average	Weightage	Attainment
Internal	3.00	3.00	3.00	3.00	3.00	3.00	20	0.60
External	3	3	3	3	3	3.00	80	2.40
Direct Attainment Total								3

Step 7:

Course Outcome Attainment

	Attainment	Weightage	Final Attainment
Direct Attainment	3.00	100%	3.00
Indirect Attainment	0.00	0%	0.00
Course Outcome Attainment			3.00
Course Outcome Attainment Percentage			100.00%

Signature of Teacher



Signature of HOD



KURIAKOSE ELIAS COLLEGE

MANNANAM

KOTTAYAM, KERALA PIN 686561, MOB: 8590704501 | EMAIL: kecollegemmm@gmail.com

CO-PO ATTAINMENT PROCEDURE FOR DIRECT AND INDIRECT ASSESSMENT

Course Details	
Course Code & Name	PY010201 - Psychology of Intelligence, Learning and Motivation
Teaching Staff	Nimmy Johns
Semester	2
Number of Enrolled Students	12
Programme	M. Sc. PSYCHOLOGY
Syllabus	MSc Psychology-syl-revised- 2018

Programme Details	
Programme Name	M. Sc. PSYCHOLOGY
Head of the Department	FR JOHNSON JOSEPH



Step 1:

Program Outcome (PO)

PO1: Ability to apply and acquire knowledge as evidenced by research activities to find solutions for complex problems by employing right tools

PO4: Possess high awareness of major issues and competent in initiating, developing, and pursuing a scientific research.

PO5: Achieve skills, understandings and personal attribute that makes graduates to gain employment and be successful in their chosen occupations, which benefits themselves, the workforce, the community and the economy.

PO6: Ability to portray good interpersonal skills with high ability to work collaboratively as part of a team undertaking a range of different team roles

PO7: The significance of conserving a clean environment for perpetuation and sustainable development

PO8: Ability to act with integrity and good ethics in their profession and their obligation to society

PO9: Ability to demonstrate leadership, to take action and to get others involved.

P10: Ability to present technical and scientific information and arguments clearly in written and oral presentation.

PO12: Ability to seek new knowledge, skills and manage relevant information from various sources.

Program Specific Outcome (PSO)

Program Educational Objectives(PEO)

**Step 2:**

CO-PO Correlation

	Description	PO
CO1	Describe the process by which learning takes and the different theories of learning	PO6, PO12, PO1, PO7, P10, PO4, PO8, PO5, PO9
CO2	Analyse the knowledge of different theoretical frame work in learning	PO5, PO9, PO6, PO12, PO1, PO7, P10, PO4, PO8
CO3	Identify the need and the role of motivation and emotion on behaviour and to analyse the role in every day life	PO4, PO8, PO5, PO9, PO6, PO12, PO1, PO7, P10
CO4	Evaluate the different theoretical frame works in motivation	PO1, PO7, P10, PO4, PO8, PO5, PO9, PO6, PO12
CO5	Explain different theoretical approaches to the concept of intelligence and Emotion. Outline the importance of emotional intelligence	PO6, PO12, PO1, PO7, P10, PO4, PO8, PO5, PO9

CO-PO Mapping



	P10	PO1	PO12	PO4	PO5	PO6	PO7	PO8	PO9
CO1	3	2	2	3	1	1	1	2	3
CO2	3	2	3	3	2	2	2	2	2
CO3	2	3	3	2	3	3	2	2	3
CO4	3	2	2	3	2	3	2	2	2
CO5	3	3	3	2	3	3	1	3	3
AVERAGE	2.8	2.4	2.6	2.6	2.2	2.4	1.6	2.2	2.6

CO-PSO Mapping

Step 3:

Weightage, Benchmark and Attainment

Weightage		
Direct Assessment	Internal	20
	External	80
Indirect Assessment	Course Evaluation Survey	
		100
		0

Benchmark and Attainment			
Level	Benchmark	Strength	Attainment
Level 1	20% Students got more than target	(20% of Student strength): 2.40	1
Level 2	30% Students got more than target	(30% of Student strength): 3.60	2
Level 3	40% Students got more than target	(40% of Student strength): 4.80	3

**Step 4**

Course Attainment for each CO: Direct Assessment for Various Internal Examination

	CO	Total Mark	CTM* (50%)	No. of students above threshold	Attainment
Internal 1	CO1	6	3	12	3
	CO2	11	5.5	12	3
	CO3	11	5.5	12	3
	CO4	11	5.5	11	3
	CO5	11	5.5	11	3

Course Attainment for CO: Direct Attainment External

	CO	Total Mark	CTM* (50%)	No of Students above threshold	Attainment
External Examination	CO1	-	-	-	3.00
	CO2				
	CO3				
	CO4				
	CO5				

*Competency Threshold Mark

Step 5:

Course Attainment for each CO: Indirect Assessment (Course Exit Survey)

	CO	Average Attainment	Attainment
Indirect Assessment	CO1	-	0.00
	CO2	-	
	CO3	-	
	CO4	-	
	CO5	-	



Step 6:

Direct Attainment

	CO1	CO2	CO3	CO4	CO5	Average	Weightage	Attainment
Internal	3.00	3.00	3.00	3.00	3.00	3.00	20	0.60
External	3	3	3	3	3	3.00	80	2.40
Direct Attainment Total								3

Step 7:

Course Outcome Attainment

	Attainment	Weightage	Final Attainment
Direct Attainment	3.00	100%	3.00
Indirect Attainment	0.00	0%	0.00
Course Outcome Attainment			3.00
Course Outcome Attainment Percentage			100.00%

Signature of Teacher



Signature of HOD



KURIAKOSE ELIAS COLLEGE

MANNANAM

KOTTAYAM, KERALA PIN 686561, MOB: 8590704501 | EMAIL: kecollegemmm@gmail.com

CO-PO ATTAINMENT PROCEDURE FOR DIRECT AND INDIRECT ASSESSMENT

Course Details	
Course Code & Name	PY010202 - Health Psychology
Teaching Staff	NEHA JIMMY
Semester	2
Number of Enrolled Students	12
Programme	M. Sc. PSYCHOLOGY
Syllabus	MSc Psychology-syl-revised- 2018

Programme Details	
Programme Name	M. Sc. PSYCHOLOGY
Head of the Department	FR JOHNSON JOSEPH



Step 1:

Program Outcome (PO)

PO1: Ability to apply and acquire knowledge as evidenced by research activities to find solutions for complex problems by employing right tools

PO4: Possess high awareness of major issues and competent in initiating, developing, and pursuing a scientific research.

PO5: Achieve skills, understandings and personal attribute that makes graduates to gain employment and be successful in their chosen occupations, which benefits themselves, the workforce, the community and the economy.

PO6: Ability to portray good interpersonal skills with high ability to work collaboratively as part of a team undertaking a range of different team roles

PO7: The significance of conserving a clean environment for perpetuation and sustainable development

PO8: Ability to act with integrity and good ethics in their profession and their obligation to society

PO9: Ability to demonstrate leadership, to take action and to get others involved.

P10: Ability to present technical and scientific information and arguments clearly in written and oral presentation.

PO12: Ability to seek new knowledge, skills and manage relevant information from various sources.

Program Specific Outcome (PSO)

Program Educational Objectives(PEO)



Step 2:

CO-PO Correlation

	Description	PO
CO 1	Familiarize the role of psychology in health and wellbeing.	PO1, PO7, PO12, PO4, PO8, PO5, PO9, PO6, P10
CO 2	Identify stress and coping strategies that prevent illness and promote good health.	PO6, P10, PO1, PO7, PO12, PO4, PO8, PO5, PO9
CO 3	Investigate the biopsychosocial correlates of illness and to take up the role of Health Psychologist.	PO5, PO9, PO6, P10, PO1, PO7, PO12, PO4, PO8
CO 4	Evaluate the importance of new research area of psychoneuroimmunology.	PO4, PO8, PO5, PO9, PO6, P10, PO1, PO7, PO12
CO 5	Assess mind-body relationship, human immune functioning, relevance of healthy life style, role of coping mechanisms and stress management.	PO1, PO7, PO12, PO4, PO8, PO5, PO9, PO6, P10

CO-PO Mapping



	P10	PO1	PO12	PO4	PO5	PO6	PO7	PO8	PO9
CO 1	2	2	2	2	2	3	3	1	3
CO 2	3	3	3	3	3	3	2	2	3
CO 3	2	2	2	1	1	3	1	3	2
CO 4	2	1	3	2	2	2	1	3	2
CO 5	2	2	2	3	2	3	3	2	1
AVERAGE	2.2	2	2.4	2.2	2	2.8	2	2.2	2.2

CO-PSO Mapping

Step 3:

Weightage, Benchmark and Attainment

Weightage		
Direct Assessment	Internal	20
	External	80
Indirect Assessment	Course Evaluation Survey	
		100
		0

Benchmark and Attainment			
Level	Benchmark	Strength	Attainment
Level 1	20% Students got more than target	(20% of Student strength): 2.40	1
Level 2	30% Students got more than target	(30% of Student strength): 3.60	2
Level 3	40% Students got more than target	(40% of Student strength): 4.80	3

**Step 4**

Course Attainment for each CO: Direct Assessment for Various Internal Examination

	CO	Total Mark	CTM* (50%)	No. of students above threshold	Attainment
Internal 1	CO 1	6	3	11	3
	CO 2	11	5.5	10	3
	CO 3	11	5.5	11	3
	CO 4	11	5.5	10	3
	CO 5	11	5.5	11	3

Course Attainment for CO: Direct Attainment External

	CO	Total Mark	CTM* (50%)	No of Students above threshold	Attainment
External Examination	CO 1	-	-	-	3.00
	CO 2				
	CO 3				
	CO 4				
	CO 5				

*Competency Threshold Mark

Step 5:

Course Attainment for each CO: Indirect Assessment (Course Exit Survey)

	CO	Average Attainment	Attainment
Indirect Assessment	CO 1	-	0.00
	CO 2	-	
	CO 3	-	
	CO 4	-	
	CO 5	-	



Step 6:

Direct Attainment

	CO 1	CO 2	CO 3	CO 4	CO 5	Average	Weightage	Attainment
Internal	3.00	3.00	3.00	3.00	3.00	3.00	20	0.60
External	3	3	3	3	3	3.00	80	2.40
Direct Attainment Total								3

Step 7:

Course Outcome Attainment

	Attainment	Weightage	Final Attainment
Direct Attainment	3.00	100%	3.00
Indirect Attainment	0.00	0%	0.00
Course Outcome Attainment			3.00
Course Outcome Attainment Percentage			100.00%

Signature of Teacher



Signature of HOD



KURIAKOSE ELIAS COLLEGE

MANNANAM

KOTTAYAM, KERALA PIN 686561, MOB: 8590704501 | EMAIL: kecollegemnm@gmail.com

CO-PO ATTAINMENT PROCEDURE FOR DIRECT AND INDIRECT ASSESSMENT

Course Details	
Course Code & Name	PY010203 - Research Methodology
Teaching Staff	CHINCHU RANI VINCENT
Semester	2
Number of Enrolled Students	12
Programme	M. Sc. PSYCHOLOGY
Syllabus	MSc Psychology-syl-revised- 2018

Programme Details	
Programme Name	M. Sc. PSYCHOLOGY
Head of the Department	FR JOHNSON JOSEPH



Step 1:

Program Outcome (PO)

PO1: Ability to apply and acquire knowledge as evidenced by research activities to find solutions for complex problems by employing right tools

PO4: Possess high awareness of major issues and competent in initiating, developing, and pursuing a scientific research.

PO5: Achieve skills, understandings and personal attribute that makes graduates to gain employment and be successful in their chosen occupations, which benefits themselves, the workforce, the community and the economy.

PO6: Ability to portray good interpersonal skills with high ability to work collaboratively as part of a team undertaking a range of different team roles

PO7: The significance of conserving a clean environment for perpetuation and sustainable development

PO8: Ability to act with integrity and good ethics in their profession and their obligation to society

PO9: Ability to demonstrate leadership, to take action and to get others involved.

PO10: Ability to present technical and scientific information and arguments clearly in written and oral presentation.

PO12: Ability to seek new knowledge, skills and manage relevant information from various sources.

Program Specific Outcome (PSO)

Program Educational Objectives (PEO)

**Step 2:**

CO-PO Correlation

	Description	PO
CO 1	Explain Foundation on the basics of research methods in Psychology	P10, PO4, PO6, PO8, PO9, PO12, PO1, PO5, PO7
CO 2	Evaluate students in the importance of scientific research and ethical issues	PO9, PO12, PO1, PO5, PO7, P10, PO4, PO6, PO8
CO 3	Demonstrate the skill in writing proposals, designing research and report writing	PO9, PO12, PO1, PO5, PO7, P10, PO4, PO6, PO8
CO 4	Analyse the qualitative and quantitative analysis of data	P10, PO4, PO6, PO8, PO9, PO12, PO1, PO5, PO7
CO 5	Describe the sampling Procedures	P10, PO4, PO6, PO8, PO9, PO12, PO1, PO5, PO7



CO 6	Illustrate the statistical package of Social Science	PO9, PO12, PO1, PO5, PO7, PO8, P10,PO4, PO6
-------------	--	--

CO-PO Mapping

	P10	PO1	PO12	PO4	PO5	PO6	PO7	PO8	PO9
CO 1	3	1	1	1	1	1	1	1	1
CO 2	2	2	2	1	2	2	2	2	2
CO 3	2	2	2	2	3	2	0	3	2
CO4	3	3	3	2	2	3	0	2	3
CO 5	2	2	3	3	2	2	0	1	0
CO 6	3	3	3	2	2	3	1	3	3
AVERAG E	2.5	2.17	2.33	1.83	2	2.17	0.67	2	1.83

CO-PSO Mapping

Step 3:

Weightage, Benchmark and Attainment

Weightage		
Direct Assessment	Internal	20
	External	80
Indirect Assessment	Course Evaluation Survey	0



Benchmark and Attainment			
Level	Benchmark	Strength	Attainment
Level 1	20% Students got more than target	(20% of Student strength): 2.40	1
Level 2	30% Students got more than target	(30% of Student strength): 3.60	2
Level 3	40% Students got more than target	(40% of Student strength): 4.80	3

Step 4

Course Attainment for each CO: Direct Assessment for Various Internal Examination

	CO	Total Mark	CTM* (50%)	No. of students above threshold	Attainment
Internal 1	CO 1	2	1	12	3
	CO 2	15	7.5	12	3
	CO 3	11	5.5	12	3
	CO 4	6	3	12	3
	CO 5	9	4.5	12	3
	CO 6	7	3.5	1	0



Course Attainment for CO: Direct Attainment External

	CO	Total Mark	CTM* (50%)	No of Students above threshold	Attainment
External Examination	CO 1	-	-	-	3.00
	CO 2				
	CO 3				
	CO 4				
	CO 5				
	CO 6				

*Competency Threshold Mark

Step 5:

Course Attainment for each CO: Indirect Assessment (Course Exit Survey)

	CO	Average Attainment	Attainment
Indirect Assessment	CO 1	-	0.00
	CO 2	-	
	CO 3	-	
	CO 4	-	
	CO 5	-	
	CO 6	-	

Step 6:

Direct Attainment

	CO 1	CO 2	CO 3	CO 4	CO 5	CO 6	Average	Weightage	Attainment
Internal	3.00	3.00	3.00	3.00	3.00	-	3.00	20	0.60
External	3	3	3	3	3	3	3.00	80	2.40
Direct Attainment Total									3



Step 7:

Course Outcome Attainment

	Attainment	Weightage	Final Attainment
Direct Attainment	3.00	100%	3.00
Indirect Attainment	0.00	0%	0.00
Course Outcome Attainment			3.00
Course Outcome Attainment Percentage			100.00%

Signature of Teacher



Signature of HOD



KURIAKOSE ELIAS COLLEGE

MANNANAM

KOTTAYAM, KERALA PIN 686561, MOB: 8590704501 | EMAIL: kecollegemmm@gmail.com

CO-PO ATTAINMENT PROCEDURE FOR DIRECT AND INDIRECT ASSESSMENT

Course Details	
Course Code & Name	PY010204 - Positive Psychology
Teaching Staff	KARTHIKA ELIZABETH
Semester	2
Number of Enrolled Students	12
Programme	M. Sc. PSYCHOLOGY
Syllabus	MSc Psychology-syl-revised- 2018

Programme Details	
Programme Name	M. Sc. PSYCHOLOGY
Head of the Department	FR JOHNSON JOSEPH



Step 1:

Program Outcome (PO)

PO1: Ability to apply and acquire knowledge as evidenced by research activities to find solutions for complex problems by employing right tools

PO4: Possess high awareness of major issues and competent in initiating, developing, and pursuing a scientific research.

PO5: Achieve skills, understandings and personal attribute that makes graduates to gain employment and be successful in their chosen occupations, which benefits themselves, the workforce, the community and the economy.

PO6: Ability to portray good interpersonal skills with high ability to work collaboratively as part of a team undertaking a range of different team roles

PO7: The significance of conserving a clean environment for perpetuation and sustainable development

PO8: Ability to act with integrity and good ethics in their profession and their obligation to society

PO9: Ability to demonstrate leadership, to take action and to get others involved.

P10: Ability to present technical and scientific information and arguments clearly in written and oral presentation.

PO12: Ability to seek new knowledge, skills and manage relevant information from various sources.

Program Specific Outcome (PSO)

Program Educational Objectives(PEO)



Step 2:

CO-PO Correlation

	Description	PO
CO1	Discuss the growth of positive psychology and the role of strengths for a positive personal development	PO6, P10, PO1, PO7, PO12, PO4, PO8, PO5, PO9
CO2	Understand the relevance of Positive Psychology Across The Lifespan	PO5, PO9, PO6, P10, PO1, PO7, PO12, PO4, PO8
CO3	Assist in enhancing positive development in others	PO4, PO8, PO5, PO9, PO6, P10, PO1, PO7, PO12
CO4	Integrate and apply core concepts of positive psychology for self-development	PO1, PO7, PO12, PO4, PO8, PO5, PO9, PO6, P10
CO5	Recognise the need and importance of positive psychology in different contexts- educational institutions and workplace	PO6, P10, PO1, PO7, PO12, PO4, PO8, PO5, PO9

CO-PO Mapping



	P10	PO1	PO12	PO4	PO5	PO6	PO7	PO8	PO9
CO1	2	3	0	1	2	3	1	2	2
CO2	3	2	2	1	3	2	2	3	2
CO3	3	3	3	3	3	3	3	3	3
CO4	2	3	3	3	2	3	2	2	2
CO5	2	3	3	2	3	3	2	3	3
AVERAGE	2.4	2.8	2.2	2	2.6	2.8	2	2.6	2.4

CO-PSO Mapping

Step 3:

Weightage, Benchmark and Attainment

Weightage		
Direct Assessment	Internal	20
	External	80
Indirect Assessment	Course Evaluation Survey	
		100
		0

Benchmark and Attainment			
Level	Benchmark	Strength	Attainment
Level 1	20% Students got more than target	(20% of Student strength): 2.40	1
Level 2	30% Students got more than target	(30% of Student strength): 3.60	2
Level 3	40% Students got more than target	(40% of Student strength): 4.80	3

**Step 4**

Course Attainment for each CO: Direct Assessment for Various Internal Examination

Internal 1	CO	Total Mark	CTM* (50%)	No. of students above threshold	Attainment
	CO1	6	3	12	3
	CO2	11	5.5	12	3
	CO3	11	5.5	12	3
	CO4	11	5.5	12	3
	CO5	11	5.5	12	3

Course Attainment for CO: Direct Attainment External

External Examination	CO	Total Mark	CTM* (50%)	No of Students above threshold	Attainment
	CO1	-	-	-	3.00
	CO2				
	CO3				
	CO4				
	CO5				

*Competency Threshold Mark

Step 5:

Course Attainment for each CO: Indirect Assessment (Course Exit Survey)

Indirect Assessment	CO	Average Attainment	Attainment
	CO1	-	0.00
	CO2	-	
	CO3	-	
	CO4	-	
	CO5	-	



Step 6:

Direct Attainment

	CO1	CO2	CO3	CO4	CO5	Average	Weightage	Attainment
Internal	3.00	3.00	3.00	3.00	3.00	3.00	20	0.60
External	3	3	3	3	3	3.00	80	2.40
Direct Attainment Total								3

Step 7:

Course Outcome Attainment

	Attainment	Weightage	Final Attainment
Direct Attainment	3.00	100%	3.00
Indirect Attainment	0.00	0%	0.00
Course Outcome Attainment			3.00
Course Outcome Attainment Percentage			100.00%

Signature of Teacher



Signature of HOD



KURIAKOSE ELIAS COLLEGE

MANNANAM

KOTTAYAM, KERALA PIN 686561, MOB: 8590704501 | EMAIL: kecollegemnm@gmail.com

CO-PO ATTAINMENT PROCEDURE FOR DIRECT AND INDIRECT ASSESSMENT

Course Details	
Course Code & Name	PY010301 - NEUROPSYCHOLOGY
Teaching Staff	KARTHIKA ELIZABETH
Semester	3
Number of Enrolled Students	12
Programme	M. Sc. PSYCHOLOGY
Syllabus	MSc Psychology-syl-revised- 2018

Programme Details	
Programme Name	M. Sc. PSYCHOLOGY
Head of the Department	FR JOHNSON JOSEPH



Step 1:

Program Outcome (PO)

PO1: Ability to apply and acquire knowledge as evidenced by research activities to find solutions for complex problems by employing right tools

PO4: Possess high awareness of major issues and competent in initiating, developing, and pursuing a scientific research.

PO5: Achieve skills, understandings and personal attribute that makes graduates to gain employment and be successful in their chosen occupations, which benefits themselves, the workforce, the community and the economy.

PO6: Ability to portray good interpersonal skills with high ability to work collaboratively as part of a team undertaking a range of different team roles

PO7: The significance of conserving a clean environment for perpetuation and sustainable development

PO8: Ability to act with integrity and good ethics in their profession and their obligation to society

PO9: Ability to demonstrate leadership, to take action and to get others involved.

PO10: Ability to present technical and scientific information and arguments clearly in written and oral presentation.

PO12: Ability to seek new knowledge, skills and manage relevant information from various sources.

Program Specific Outcome (PSO)

Program Educational Objectives (PEO)



Step 2:

CO-PO Correlation

	Description	PO
CO1	Discuss the knowledge of various modern concepts in neuropsychology	PO12, PO1, PO7, PO8, PO4, PO9, PO5, P10, PO6
CO2	Evaluate the causes and effects of the Disruption of Higher Cerebral Functions	P10, PO6, PO12, PO1, PO7, PO8, PO4, PO9, PO5
CO3	Acquire theoretical knowledge of the neuroanatomy and structure of the brain lobes and its relation to psychological functioning and behaviour.	PO9, PO5, P10, PO6, PO12, PO1, PO7, PO8, PO4
CO4	Demonstrate knowledge and understanding of the behavioural aspects of different lobes	PO8, PO4, PO9, PO5, P10, PO6, PO12, PO1, PO7
CO5	Explain the functional aspects of the different lobes in the brain	PO7, PO12, PO1, PO8, PO4, PO9, PO5, P10, PO6

CO-PO Mapping



	P10	PO1	PO12	PO4	PO5	PO6	PO7	PO8	PO9
CO1	1	3	3	2	1	1	1	2	1
CO2	2	3	2	3	3	2	2	3	2
CO3	3	2	3	2	2	2	1	2	1
CO4	3	2	2	3	3	3	3	3	3
CO5	2	3	2	2	2	2	2	2	2
AVERAGE	2.2	2.6	2.4	2.4	2.2	2	1.8	2.4	1.8

CO-PSO Mapping

Step 3:

Weightage, Benchmark and Attainment

Weightage			
Direct Assessment	Internal	20	100
	External	80	
Indirect Assessment	Course Evaluation Survey		0

Benchmark and Attainment			
Level	Benchmark	Strength	Attainment
Level 1	20% Students got more than target	(20% of Student strength): 2.40	1
Level 2	30% Students got more than target	(30% of Student strength): 3.60	2
Level 3	40% Students got more than target	(40% of Student strength): 4.80	3

**Step 4**

Course Attainment for each CO: Direct Assessment for Various Internal Examination

	CO	Total Mark	CTM* (50%)	No. of students above threshold	Attainment
Internal 1	CO1	6	3	12	3
	CO2	11	5.5	12	3
	CO3	11	5.5	12	3
	CO4	11	5.5	12	3
	CO5	11	5.5	12	3

Course Attainment for CO: Direct Attainment External

	CO	Total Mark	CTM* (50%)	No of Students above threshold	Attainment
External Examination	CO1	-	-	-	3.00
	CO2				
	CO3				
	CO4				
	CO5				

*Competency Threshold Mark

Step 5:

Course Attainment for each CO: Indirect Assessment (Course Exit Survey)

	CO	Average Attainment	Attainment
Indirect Assessment	CO1	-	0.00
	CO2	-	
	CO3	-	
	CO4	-	
	CO5	-	



Step 6:

Direct Attainment

	CO1	CO2	CO3	CO4	CO5	Average	Weightage	Attainment
Internal	3.00	3.00	3.00	3.00	3.00	3.00	20	0.60
External	3	3	3	3	3	3.00	80	2.40
Direct Attainment Total								3

Step 7:

Course Outcome Attainment

	Attainment	Weightage	Final Attainment
Direct Attainment	3.00	100%	3.00
Indirect Attainment	0.00	0%	0.00
Course Outcome Attainment			3.00
Course Outcome Attainment Percentage			100.00%

Signature of Teacher



Signature of HOD



KURIAKOSE ELIAS COLLEGE

MANNANAM

KOTTAYAM, KERALA PIN 686561, MOB: 8590704501 |EMAIL: kecollegemnm@gmail.com

CO-PO ATTAINMENT PROCEDURE FOR DIRECT AND INDIRECT ASSESSMENT

Course Details	
Course Code & Name	PY010302 - COUNSELLING
Teaching Staff	FR JOHNSON JOSEPH
Semester	3
Number of Enrolled Students	12
Programme	M. Sc. PSYCHOLOGY
Syllabus	MSc Psychology-syl-revised- 2018

Programme Details	
Programme Name	M. Sc. PSYCHOLOGY
Head of the Department	FR JOHNSON JOSEPH



Step 1:

Program Outcome (PO)

PO1: Ability to apply and acquire knowledge as evidenced by research activities to find solutions for complex problems by employing right tools

PO4: Possess high awareness of major issues and competent in initiating, developing, and pursuing a scientific research.

PO5: Achieve skills, understandings and personal attribute that makes graduates to gain employment and be successful in their chosen occupations, which benefits themselves, the workforce, the community and the economy.

PO6: Ability to portray good interpersonal skills with high ability to work collaboratively as part of a team undertaking a range of different team roles

PO7: The significance of conserving a clean environment for perpetuation and sustainable development

PO8: Ability to act with integrity and good ethics in their profession and their obligation to society

PO9: Ability to demonstrate leadership, to take action and to get others involved.

PO10: Ability to present technical and scientific information and arguments clearly in written and oral presentation.

PO12: Ability to seek new knowledge, skills and manage relevant information from various sources.

Program Specific Outcome (PSO)

Program Educational Objectives (PEO)



Step 2:

CO-PO Correlation

	Description	PO
CO1	Equip with major counselling skills through knowledge on different perspectives in the field	PO6, P10, PO1, PO7, PO12, PO4, PO8, PO5, PO9
CO2	To recognise the scope of counselling needs for special population	PO5, PO9, PO6, P10, PO1, PO7, PO12, PO4, PO8
CO3	To describe exposure to real life counselling	PO4, PO8, PO5, PO9, PO6, P10, PO12, PO1, PO7
CO4	To recognise the role and functions of counsellors in a variety of settings	PO12, PO1, PO7, PO4, PO8, PO5, PO9, PO6, P10
CO5	To demonstrate the skill to organise counselling programme	PO6, P10, PO12, PO1, PO7, PO4, PO8, PO5, PO9

CO-PO Mapping



	P10	PO1	PO12	PO4	PO5	PO6	PO7	PO8	PO9
CO1	1	1	0	0	2	1	1	2	2
CO2	2	0	3	0	2	1	2	2	3
CO3	2	0	2	0	3	2	3	2	2
CO4	1	0	0	0	2	2	3	2	1
CO5	2	0	2	0	2	3	2	2	1
AVERAGE	1.6	0.2	1.4	0	2.2	1.8	2.2	2	1.8

CO-PSO Mapping

Step 3:

Weightage, Benchmark and Attainment

Weightage			
Direct Assessment	Internal	20	100
	External	80	
Indirect Assessment	Course Evaluation Survey		0

Benchmark and Attainment			
Level	Benchmark	Strength	Attainment
Level 1	20% Students got more than target	(20% of Student strength): 2.40	1
Level 2	30% Students got more than target	(30% of Student strength): 3.60	2
Level 3	40% Students got more than target	(40% of Student strength): 4.80	3

**Step 4**

Course Attainment for each CO: Direct Assessment for Various Internal Examination

	CO	Total Mark	CTM* (50%)	No. of students above threshold	Attainment
Internal 1	CO1	6	3	12	3
	CO2	11	5.5	12	3
	CO3	11	5.5	12	3
	CO4	11	5.5	11	3
	CO5	11	5.5	12	3

Course Attainment for CO: Direct Attainment External

	CO	Total Mark	CTM* (50%)	No of Students above threshold	Attainment
External Examination	CO1	-	-	-	3.00
	CO2				
	CO3				
	CO4				
	CO5				

*Competency Threshold Mark

Step 5:

Course Attainment for each CO: Indirect Assessment (Course Exit Survey)

	CO	Average Attainment	Attainment
Indirect Assessment	CO1	-	0.00
	CO2	-	
	CO3	-	
	CO4	-	
	CO5	-	



Step 6:

Direct Attainment

	CO1	CO2	CO3	CO4	CO5	Average	Weightage	Attainment
Internal	3.00	3.00	3.00	3.00	3.00	3.00	20	0.60
External	3	3	3	3	3	3.00	80	2.40
Direct Attainment Total								3

Step 7:

Course Outcome Attainment

	Attainment	Weightage	Final Attainment
Direct Attainment	3.00	100%	3.00
Indirect Attainment	0.00	0%	0.00
Course Outcome Attainment			3.00
Course Outcome Attainment Percentage			100.00%

Signature of Teacher



Signature of HOD



KURIAKOSE ELIAS COLLEGE

MANNANAM

KOTTAYAM, KERALA PIN 686561, MOB: 8590704501 | EMAIL: kecollegemnm@gmail.com

CO-PO ATTAINMENT PROCEDURE FOR DIRECT AND INDIRECT ASSESSMENT

Course Details	
Course Code & Name	PY010303 - Cognitive and Behaviourally oriented Therapies
Teaching Staff	CHINCHU RANI VINCENT
Semester	3
Number of Enrolled Students	12
Programme	M. Sc. PSYCHOLOGY
Syllabus	MSc Psychology-syl-revised- 2018

Programme Details	
Programme Name	M. Sc. PSYCHOLOGY
Head of the Department	FR JOHNSON JOSEPH



Step 1:

Program Outcome (PO)

PO1: Ability to apply and acquire knowledge as evidenced by research activities to find solutions for complex problems by employing right tools

PO4: Possess high awareness of major issues and competent in initiating, developing, and pursuing a scientific research.

PO5: Achieve skills, understandings and personal attribute that makes graduates to gain employment and be successful in their chosen occupations, which benefits themselves, the workforce, the community and the economy.

PO6: Ability to portray good interpersonal skills with high ability to work collaboratively as part of a team undertaking a range of different team roles

PO7: The significance of conserving a clean environment for perpetuation and sustainable development

PO8: Ability to act with integrity and good ethics in their profession and their obligation to society

PO9: Ability to demonstrate leadership, to take action and to get others involved.

PO10: Ability to present technical and scientific information and arguments clearly in written and oral presentation.

PO12: Ability to seek new knowledge, skills and manage relevant information from various sources.

Program Specific Outcome (PSO)

Program Educational Objectives (PEO)



Step 2:

CO-PO Correlation

	Description	PO
CO1	Evaluate the role of learning in the geneses of adaptive andmaladaptive behavior	PO6, P10, PO1, PO7, PO12, PO4, PO8, PO5, PO9
CO 2	Demonstrate the learning principles in everyday life	PO5, PO9, PO6, P10, PO1, PO7, PO12, PO4, PO8
CO 3	Discuss the behaviour techniques and it's application in different field like school setting and work setting	PO4, PO8, PO5, PO9, PO6, P10, PO1, PO7, PO12
CO 4	Analyse the function and Importance of Cognitive behaviour therapies	PO1, PO7, PO12, PO4, PO8, PO5, PO9, PO6, P10
CO 5	Examine assertive behaviour and it's real life management	PO6, P10, PO1, PO7, PO12, PO4, PO8, PO5, PO9

CO-PO Mapping



	P10	PO1	PO12	PO4	PO5	PO6	PO7	PO8	PO9
CO1	2	2	1	2	2	2	2	2	1
CO2	3	3	2	2	1	2	3	2	2
CO3	2	2	2	3	2	3	2	3	3
CO4	2	3	3	2	3	2	3	2	2
CO5	3	2	3	3	2	3	2	3	3
AVERAGE	2.4	2.4	2.2	2.4	2	2.4	2.4	2.4	2.2

CO-PSO Mapping

Step 3:

Weightage, Benchmark and Attainment

Weightage			
Direct Assessment	Internal	20	100
	External	80	
Indirect Assessment	Course Evaluation Survey		0

Benchmark and Attainment			
Level	Benchmark	Strength	Attainment
Level 1	20% Students got more than target	(20% of Student strength): 2.40	1
Level 2	30% Students got more than target	(30% of Student strength): 3.60	2
Level 3	40% Students got more than target	(40% of Student strength): 4.80	3

**Step 4**

Course Attainment for each CO: Direct Assessment for Various Internal Examination

	CO	Total Mark	CTM* (50%)	No. of students above threshold	Attainment
Internal 1	CO1	6	3	12	3
	CO 2	15	7.5	11	3
	CO 3	11	5.5	11	3
	CO 4	9	4.5	12	3
	CO 5	10	5	11	3

Course Attainment for CO: Direct Attainment External

	CO	Total Mark	CTM* (50%)	No of Students above threshold	Attainment
External Examination	CO1	-	-	-	3.00
	CO 2				
	CO 3				
	CO 4				
	CO 5				

*Competency Threshold Mark

Step 5:

Course Attainment for each CO: Indirect Assessment (Course Exit Survey)

	CO	Average Attainment	Attainment
Indirect Assessment	CO1	-	0.00
	CO 2	-	
	CO 3	-	
	CO 4	-	
	CO 5	-	



Step 6:

Direct Attainment

	CO1	CO 2	CO 3	CO 4	CO 5	Average	Weightage	Attainment
Internal	3.00	3.00	3.00	3.00	3.00	3.00	20	0.60
External	3	3	3	3	3	3.00	80	2.40
Direct Attainment Total								3

Step 7:

Course Outcome Attainment

	Attainment	Weightage	Final Attainment
Direct Attainment	3.00	100%	3.00
Indirect Attainment	0.00	0%	0.00
Course Outcome Attainment			3.00
Course Outcome Attainment Percentage			100.00%

Signature of Teacher



Signature of HOD



KURIAKOSE ELIAS COLLEGE

MANNANAM

KOTTAYAM, KERALA PIN 686561, MOB: 8590704501 | EMAIL: kecollegemmm@gmail.com

CO-PO ATTAINMENT PROCEDURE FOR DIRECT AND INDIRECT ASSESSMENT

Course Details	
Course Code & Name	PY010401 - Contemporary Social Issues and Role of Psychology in Social Engineering
Teaching Staff	Julia Mackolil
Semester	4
Number of Enrolled Students	12
Programme	M. Sc. PSYCHOLOGY
Syllabus	MSc Psychology-syl-revised- 2018

Programme Details	
Programme Name	M. Sc. PSYCHOLOGY
Head of the Department	FR JOHNSON JOSEPH



Step 1:

Program Outcome (PO)

PO1: Ability to apply and acquire knowledge as evidenced by research activities to find solutions for complex problems by employing right tools

PO4: Possess high awareness of major issues and competent in initiating, developing, and pursuing a scientific research.

PO5: Achieve skills, understandings and personal attribute that makes graduates to gain employment and be successful in their chosen occupations, which benefits themselves, the workforce, the community and the economy.

PO6: Ability to portray good interpersonal skills with high ability to work collaboratively as part of a team undertaking a range of different team roles

PO7: The significance of conserving a clean environment for perpetuation and sustainable development

PO8: Ability to act with integrity and good ethics in their profession and their obligation to society

PO9: Ability to demonstrate leadership, to take action and to get others involved.

P10: Ability to present technical and scientific information and arguments clearly in written and oral presentation.

PO12: Ability to seek new knowledge, skills and manage relevant information from various sources.

Program Specific Outcome (PSO)

Program Educational Objectives(PEO)

**Step 2:**

CO-PO Correlation

	Description	PO
CO 1	Analyse social origin of personal problems.	PO4, PO8, PO5, PO9, PO6, P10, PO1, PO7, PO12
CO 2	Develop critical thinking and perspective taking skills to understand and explain human rights violation.	PO1, PO7, PO12, PO4, PO8, PO5, PO9, PO6, P10
CO 3	Apply psychological principles and methods to facilitate social change.	PO6, P10, PO1, PO7, PO12, PO4, PO8, PO5, PO9
CO 4	Describe psychological principles and methods to understand social issues and facilitate social change.	PO5, PO9, PO6, P10, PO1, PO7, PO12, PO4, PO8
CO 5	Demonstrate the ability to put social issues into psychological perspective, communicate it in a simple manner to others and find solutions to it	PO4, PO8, PO5, PO9, PO6, P10, PO1, PO7, PO12

CO-PO Mapping



	P10	PO1	PO12	PO4	PO5	PO6	PO7	PO8	PO9
CO 1	1	2	2	2	2	2	0	1	2
CO 2	2	3	2	1	3	0	2	3	1
CO 3	2	2	3	2	2	2	2	2	2
CO 4	3	2	2	2	1	2	2	2	3
CO 5	2	3	2	3	2	2	3	3	3
AVERAGE	2	2.4	2.2	2	2	1.6	1.8	2.2	2.2

CO-PSO Mapping

Step 3:

Weightage, Benchmark and Attainment

Weightage		
Direct Assessment	Internal	20
	External	80
Indirect Assessment	Course Evaluation Survey	
		100
		0

Benchmark and Attainment			
Level	Benchmark	Strength	Attainment
Level 1	20% Students got more than target	(20% of Student strength): 2.40	1
Level 2	30% Students got more than target	(30% of Student strength): 3.60	2
Level 3	40% Students got more than target	(40% of Student strength): 4.80	3

**Step4**

Course Attainment for each CO: Direct Assessment for Various Internal Examination

	CO	Total Mark	CTM* (50%)	No. of students above threshold	Attainment
Internal 1	CO 1	6	3	12	3
	CO 2	15	7.5	12	3
	CO 3	13	6.5	12	3
	CO 4	2	1	12	3
	CO 5	14	7	5	3

Course Attainment for CO: Direct Attainment External

	CO	Total Mark	CTM* (50%)	No of Students above threshold	Attainment
External Examination	CO 1	-	-	-	3.00
	CO 2				
	CO 3				
	CO 4				
	CO 5				

*Competency Threshold Mark

Step5:

Course Attainment for each CO: Indirect Assessment (Course Exit Survey)

	CO	Average Attainment	Attainment
Indirect Assessment	CO 1	-	0.00
	CO 2	-	
	CO 3	-	
	CO 4	-	
	CO 5	-	



Step 6:

Direct Attainment

	CO 1	CO 2	CO 3	CO 4	CO 5	Average	Weightage	Attainment
Internal	3.00	3.00	3.00	3.00	3.00	3.00	20	0.60
External	3	3	3	3	3	3.00	80	2.40
Direct Attainment Total								3


Step 7:

Course Outcome Attainment

	Attainment	Weightage	Final Attainment
Direct Attainment	3.00	100%	3.00
Indirect Attainment	0.00	0%	0.00
Course Outcome Attainment			3.00
Course Outcome Attainment Percentage			100.00%



Signature of Teacher

Signature of HOD



KURIAKOSE ELIAS COLLEGE

MANNANAM

KOTTAYAM, KERALA PIN 686561, MOB: 8590704501 |EMAIL: kecollegemnm@gmail.com

CO-PO ATTAINMENT PROCEDURE FOR DIRECT AND INDIRECT ASSESSMENT

Course Details	
Course Code & Name	PY010402 - TRAINING PROGRAMME FOR MENTAL HEALTH PROMOTION
Teaching Staff	KARTHIKA ELIZABETH
Semester	4
Number of Enrolled Students	12
Programme	M. Sc. PSYCHOLOGY
Syllabus	MSc Psychology-syl-revised- 2018

Programme Details	
Programme Name	M. Sc. PSYCHOLOGY
Head of the Department	FR JOHNSON JOSEPH



Step 1:

Program Outcome (PO)

PO1: Ability to apply and acquire knowledge as evidenced by research activities to find solutions for complex problems by employing right tools

PO4: Possess high awareness of major issues and competent in initiating, developing, and pursuing a scientific research.

PO5: Achieve skills, understandings and personal attribute that makes graduates to gain employment and be successful in their chosen occupations, which benefits themselves, the workforce, the community and the economy.

PO6: Ability to portray good interpersonal skills with high ability to work collaboratively as part of a team undertaking a range of different team roles

PO7: The significance of conserving a clean environment for perpetuation and sustainable development

PO8: Ability to act with integrity and good ethics in their profession and their obligation to society

PO9: Ability to demonstrate leadership, to take action and to get others involved.

PO10: Ability to present technical and scientific information and arguments clearly in written and oral presentation.

PO12: Ability to seek new knowledge, skills and manage relevant information from various sources.

Program Specific Outcome (PSO)

Program Educational Objectives (PEO)



Step 2:

CO-PO Correlation

	Description	PO
CO1	Understand the significance of mental health promotion and therapeutic approach to mental health.	PO5, PO9, PO6, P10, PO1, PO7, PO12, PO4, PO8
CO2	Discuss the various mental health enhancement training programs	PO4, PO8, PO5, PO9, PO6, P10, PO1, PO7, PO12
CO3	Demonstrate the dimensions and phases of short term training programmes	PO1, PO7, PO12, PO4, PO8, PO5, PO9, PO6, P10
CO4	Analyse the skill required and modes of presentation during training programmes	PO6, P10, PO1, PO7, PO12, PO4, PO8, PO5, PO9
CO5	Acquire the skill of terminating a training session.	PO5, PO9, PO6, P10, PO1, PO7, PO12, PO4, PO8

CO-PO Mapping



	P10	PO1	PO12	PO4	PO5	PO6	PO7	PO8	PO9
CO1	2	2	2	3	2	2	2	2	2
CO2	3	3	3	2	3	3	3	3	3
CO3	3	2	3	3	3	2	1	2	3
CO4	3	3	3	2	2	3	3	3	2
CO5	3	2	3	3	2	3	2	3	3
AVERAGE	2.8	2.4	2.8	2.6	2.4	2.6	2.2	2.6	2.6

CO-PSO Mapping

Step 3:

Weightage, Benchmark and Attainment

Weightage		
Direct Assessment	Internal	20
	External	80
Indirect Assessment	Course Evaluation Survey	
		100
		0

Benchmark and Attainment			
Level	Benchmark	Strength	Attainment
Level 1	20% Students got more than target	(20% of Student strength): 2.40	1
Level 2	30% Students got more than target	(30% of Student strength): 3.60	2
Level 3	40% Students got more than target	(40% of Student strength): 4.80	3

**Step 4**

Course Attainment for each CO: Direct Assessment for Various Internal Examination

	CO	Total Mark	CTM* (50%)	No. of students above threshold	Attainment
Internal 1	CO1	6	3	12	3
	CO2	11	5.5	12	3
	CO3	11	5.5	12	3
	CO4	11	5.5	12	3
	CO5	11	5.5	12	3

Course Attainment for CO: Direct Attainment External

	CO	Total Mark	CTM* (50%)	No of Students above threshold	Attainment
External Examination	CO1	-	-	-	3.00
	CO2				
	CO3				
	CO4				
	CO5				

*Competency Threshold Mark

Step 5:

Course Attainment for each CO: Indirect Assessment (Course Exit Survey)

	CO	Average Attainment	Attainment
Indirect Assessment	CO1	-	0.00
	CO2	-	
	CO3	-	
	CO4	-	
	CO5	-	



Step 6:


Direct Attainment

	CO1	CO2	CO3	CO4	CO5	Average	Weightage	Attainment
Internal	3.00	3.00	3.00	3.00	3.00	3.00	20	0.60
External	3	3	3	3	3	3.00	80	2.40
Direct Attainment Total								3


Step 7:

Course Outcome Attainment

	Attainment	Weightage	Final Attainment
Direct Attainment	3.00	100%	3.00
Indirect Attainment	0.00	0%	0.00
Course Outcome Attainment			3.00
Course Outcome Attainment Percentage			100.00%


Signature of Teacher




Signature of HOD



KURIAKOSE ELIAS COLLEGE

MANNANAM

KOTTAYAM, KERALA PIN 686561, MOB: 8590704501 | EMAIL: kecollegemmm@gmail.com

CO-PO ATTAINMENT PROCEDURE FOR DIRECT AND INDIRECT ASSESSMENT

Course Details	
Course Code & Name	PY800301 - CLINICAL PSYCHOLOGY AND ASSESSMENT
Teaching Staff	NEHA JIMMY
Semester	3
Number of Enrolled Students	12
Programme	M. Sc. PSYCHOLOGY
Syllabus	MSc Psychology-syl-revised- 2018

Programme Details	
Programme Name	M. Sc. PSYCHOLOGY
Head of the Department	FR JOHNSON JOSEPH



Step 1:

Program Outcome (PO)

PO1: Ability to apply and acquire knowledge as evidenced by research activities to find solutions for complex problems by employing right tools

PO4: Possess high awareness of major issues and competent in initiating, developing, and pursuing a scientific research.

PO5: Achieve skills, understandings and personal attribute that makes graduates to gain employment and be successful in their chosen occupations, which benefits themselves, the workforce, the community and the economy.

PO6: Ability to portray good interpersonal skills with high ability to work collaboratively as part of a team undertaking a range of different team roles

PO7: The significance of conserving a clean environment for perpetuation and sustainable development

PO8: Ability to act with integrity and good ethics in their profession and their obligation to society

PO9: Ability to demonstrate leadership, to take action and to get others involved.

P10: Ability to present technical and scientific information and arguments clearly in written and oral presentation.

PO12: Ability to seek new knowledge, skills and manage relevant information from various sources.

Program Specific Outcome (PSO)

Program Educational Objectives(PEO)



Step 2:

CO-PO Correlation

	Description	PO
CO 1	Describe knowledge of the core theoretical areas, major models, and basic techniques of clinical psychology.	PO12, PO1, PO7, P10, PO6, PO9, PO5, PO8, PO4
CO 2	Discuss comprehend concepts regarding the diagnosis, assessment, prognosis and treatment of mental disorders, including severe and persistent mental illness.	PO8, PO4, PO12, PO1, PO7, P10, PO6, PO9, PO5
CO 3	Identify current methods of clinical and evaluation research.	PO9, PO5, PO8, PO4, PO12, PO1, PO7, P10, PO6
CO 4	Demonstrate the technical skills and ethical decisions needed for the people with clinically significant distress needed particular attention.	P10, PO6, PO9, PO5, PO8, PO4, PO12, PO1, PO7
CO 5	Engage in psychological practice with attitudes and behaviors that are ethical, driven by science and the welfare of affected individuals, respectful and tolerant of diversity, and critically self-evaluative.	PO12, PO1, PO7, P10, PO6, PO9, PO5, PO8, PO4



CO 6	Demonstrate broad knowledge and clinical skill in the areas of psychopathology, psychological evaluation, and psychological intervention.	PO8, PO4, PO12, PO1, PO7, P10, PO6, PO9, PO5
CO 7	Use research skills, including statistical skills, methodology, framing of psychological questions, and critical analysis, to evaluate published research.	PO9, PO5, PO8, PO4, PO7, PO12, PO1, P10, PO6

CO-PO Mapping

	P10	PO1	PO12	PO4	PO5	PO6	PO7	PO8	PO9
CO 1	2	2	2	1	3	2	2	2	3
CO 2	2	2	3	2	2	2	3	2	2
CO 3	3	3	3	2	1	3	2	3	3
CO 4	3	2	1	2	2	2	2	2	2
CO 5	1	2	0	3	2	3	2	2	2
CO 6	2	2	3	1	2	2	1	2	3
CO 7	3	2	2	2	3	2	3	3	2
AVERAGE	2.29	2.14	2	1.86	2.14	2.29	2.14	2.29	2.43

CO-PSO Mapping



Step 3:

Weightage, Benchmark and Attainment

Weightage			
Direct Assessment	Internal	20	100
	External	80	
Indirect Assessment	Course Evaluation Survey		0

Benchmark and Attainment			
Level	Benchmark	Strength	Attainment
Level 1	20% Students got more than target	(20% of Student strength): 2.40	1
Level 2	30% Students got more than target	(30% of Student strength): 3.60	2
Level 3	40% Students got more than target	(40% of Student strength): 4.80	3

Step 4

Course Attainment for each CO: Direct Assessment for Various Internal Examination



	CO	Total Mark	CTM* (50%)	No. of students above threshold	Attainment
Internal 1	CO 1	6	3	12	3
	CO 2	11	5.5	11	3
	CO 3	7	3.5	7	3
	CO 4	7	3.5	5	3
	CO 5	6	3	12	3
	CO 6	9	4.5	8	3
	CO 7	4	2	11	3

Course Attainment for CO: Direct Attainment External

	CO	Total Mark	CTM* (50%)	No of Students above threshold	Attainment
External Examination	CO 1	-	-	-	3.00
	CO 2				
	CO 3				
	CO 4				
	CO 5				
	CO 6				
	CO 7				

*Competency Threshold Mark

Step 5:

Course Attainment for each CO: Indirect Assessment (Course Exit Survey)

	CO	Average Attainment	Attainment
Indirect Assessment	CO 1	-	0.00
	CO 2	-	
	CO 3	-	
	CO 4	-	
	CO 5	-	
	CO 6	-	
	CO 7	-	



Step 6:

Direct Attainment

	CO 1	CO 2	CO 3	CO 4	CO 5	CO 6	CO 7	Average	Weightage	Attainment
Internal	3.00	3.00	3.00	3.00	3.00	3.00	3.00	3.00	20	0.60
External	3	3	3	3	3	3	3	3.00	80	2.40
Direct Attainment Total										3

Step 7:

Course Outcome Attainment

	Attainment	Weightage	Final Attainment
Direct Attainment	3.00	100%	3.00
Indirect Attainment	0.00	0%	0.00
Course Outcome Attainment			3.00
Course Outcome Attainment Percentage			100.00%

Note

Signature of Teacher



[Handwritten Signature]

Signature of HOD



KURIAKOSE ELIAS COLLEGE

MANNANAM

KOTTAYAM, KERALA PIN 686561, MOB: 8590704501 | EMAIL: kecollegemnm@gmail.com

CO-PO ATTAINMENT PROCEDURE FOR DIRECT AND INDIRECT ASSESSMENT

Course Details	
Course Code & Name	PY800402 - Psychotherapy
Teaching Staff	CHINCHU RANI VINCENT
Semester	4
Number of Enrolled Students	12
Programme	M. Sc. PSYCHOLOGY
Syllabus	MSc Psychology-syl-revised- 2018

Programme Details	
Programme Name	M. Sc. PSYCHOLOGY
Head of the Department	FR JOHNSON JOSEPH



Step 1:

Program Outcome (PO)

PO1: Ability to apply and acquire knowledge as evidenced by research activities to find solutions for complex problems by employing right tools

PO4: Possess high awareness of major issues and competent in initiating, developing, and pursuing a scientific research.

PO5: Achieve skills, understandings and personal attribute that makes graduates to gain employment and be successful in their chosen occupations, which benefits themselves, the workforce, the community and the economy.

PO6: Ability to portray good interpersonal skills with high ability to work collaboratively as part of a team undertaking a range of different team roles

PO7: The significance of conserving a clean environment for perpetuation and sustainable development

PO8: Ability to act with integrity and good ethics in their profession and their obligation to society

PO9: Ability to demonstrate leadership, to take action and to get others involved.

P10: Ability to present technical and scientific information and arguments clearly in written and oral presentation.

PO12: Ability to seek new knowledge, skills and manage relevant information from various sources.

Program Specific Outcome (PSO)

Program Educational Objectives(PEO)



Step 2:

CO-PO Correlation

	Description	PO
CO 1	Evaluate and examine different psychotherapy	PO6, P10, PO1, PO7, PO12, PO4, PO8, PO5, PO9
CO 2	Analyse different techniques of Psychotherapy	PO5, PO9, PO6, P10, PO1, PO7, PO12, PO4, PO8
CO 3	Discuss the need and Importance of humanitic and existential psychotherapist in the modern world	PO4, PO8, PO5, PO9, PO6, P10, PO1, PO7, PO12
CO 4	Evaluate the nature, techniques and applications of play therapy	PO1, PO7, PO12, PO4, PO8, PO5, PO9, PO6, P10
CO 5	Apply the role of family in therapeutic settings and understand the process of family therapy	PO6, P10, PO1, PO7, PO12, PO4, PO8, PO5, PO9

CO-PO Mapping



	P10	PO1	PO12	PO4	PO5	PO6	PO7	PO8	PO9
CO 1	2	1	1	1	1	1	1	2	1
CO 2	2	1	2	2	2	2	2	2	2
CO 3	2	1	3	2	3	2	1	2	1
CO 4	3	2	2	2	2	3	1	3	3
CO 5	3	2	1	2	2	2	1	3	2
AVERAGE	2.4	1.4	1.8	1.8	2	2	1.2	2.4	1.8

CO-PSO Mapping

Step 3:

Weightage, Benchmark and Attainment

Weightage		
Direct Assessment	Internal	20
	External	80
Indirect Assessment	Course Evaluation Survey	
		100
		0

Benchmark and Attainment			
Level	Benchmark	Strength	Attainment
Level 1	20% Students got more than target	(20% of Student strength): 2.40	1
Level 2	30% Students got more than target	(30% of Student strength): 3.60	2
Level 3	40% Students got more than target	(40% of Student strength): 4.80	3



Step 4

Course Attainment for each CO: Direct Assessment for Various Internal Examination

	CO	Total Mark	CTM* (50%)	No. of students above threshold	Attainment
Internal 1	CO 1	6	3	12	3
	CO 2	15	7.5	12	3
	CO 3	9	4.5	12	3
	CO 4	11	5.5	12	3
	CO 5	9	4.5	11	3

Course Attainment for CO: Direct Attainment External

	CO	Total Mark	CTM* (50%)	No of Students above threshold	Attainment
External Examination	CO 1	-	-	-	3.00
	CO 2				
	CO 3				
	CO 4				
	CO 5				

*Competency Threshold Mark

Step 5:

Course Attainment for each CO: Indirect Assessment (Course Exit Survey)

	CO	Average Attainment	Attainment
Indirect Assessment	CO 1	-	0.00
	CO 2	-	
	CO 3	-	
	CO 4	-	
	CO 5	-	



Step 6:

Direct Attainment

	CO 1	CO 2	CO 3	CO 4	CO 5	Average	Weightage	Attainment
Internal	3.00	3.00	3.00	3.00	3.00	3.00	20	0.60
External	3	3	3	3	3	3.00	80	2.40
Direct Attainment Total								3

Step 7:

Course Outcome Attainment

	Attainment	Weightage	Final Attainment
Direct Attainment	3.00	100%	3.00
Indirect Attainment	0.00	0%	0.00
Course Outcome Attainment			3.00
Course Outcome Attainment Percentage			100.00%

Signature of Teacher



Signature of HOD



KURIAKOSE ELIAS COLLEGE

MANNANAM

KOTTAYAM, KERALA PIN 686561, MOB: 8590704501 |EMAIL: kecollegemnm@gmail.com

CO-PO ATTAINMENT PROCEDURE FOR DIRECT AND INDIRECT ASSESSMENT

Course Details	
Course Code & Name	PY800403 - Specialisations in Clinical Psychology
Teaching Staff	FR JOHNSON JOSEPH
Semester	4
Number of Enrolled Students	12
Programme	M. Sc. PSYCHOLOGY
Syllabus	MSc Psychology-syl-revised- 2018

Programme Details	
Programme Name	M. Sc. PSYCHOLOGY
Head of the Department	FR JOHNSON JOSEPH



Step 1:

Program Outcome (PO)

PO1: Ability to apply and acquire knowledge as evidenced by research activities to find solutions for complex problems by employing right tools

PO4: Possess high awareness of major issues and competent in initiating, developing, and pursuing a scientific research.

PO5: Achieve skills, understandings and personal attribute that makes graduates to gain employment and be successful in their chosen occupations, which benefits themselves, the workforce, the community and the economy.

PO6: Ability to portray good interpersonal skills with high ability to work collaboratively as part of a team undertaking a range of different team roles

PO7: The significance of conserving a clean environment for perpetuation and sustainable development

PO8: Ability to act with integrity and good ethics in their profession and their obligation to society

PO9: Ability to demonstrate leadership, to take action and to get others involved.

PO10: Ability to present technical and scientific information and arguments clearly in written and oral presentation.

PO12: Ability to seek new knowledge, skills and manage relevant information from various sources.

Program Specific Outcome (PSO)

Program Educational Objectives (PEO)



Step 2:

CO-PO Correlation

	Description	PO
CO1	To understand the field of clinical psychology	PO8, PO4, PO9, PO5, P10,PO6, PO7, PO12, PO1
CO2	To explain the role of clinical psychologist	PO7, PO12, PO1, PO8, PO4, PO9, PO5, P10, PO6
CO3	To understand the clinical assessment in mental health field	PO6, P10, PO7, PO12, PO1, PO8, PO4, PO9, PO5
CO4	To understand the different types of psychological assessment	PO9, PO5, PO6, P10, PO7,PO12, PO1, PO8, PO4
CO5	To understand the need and importance of different psychological testing in clinical testing	PO8, PO4, PO9, PO5, PO6, P10, PO7,PO12, PO1

CO-PO Mapping



	P10	PO1	PO12	PO4	PO5	PO6	PO7	PO8	PO9
CO1	2	2	3	2	2	2	2	1	2
CO2	2	2	2	2	2	3	3	3	2
CO3	3	3	3	1	3	3	2	3	3
CO 4	1	3	2	1	3	1	2	1	2
CO 5	2	2	2	2	3	3	2	3	2
AVERAG E	2	2.4	2.4	1.6	2.6	2.4	2.2	2.2	2.2

CO-PSO Mapping

Step 3:

Weightage, Benchmark and Attainment

Weightage		
Direct Assessment	Internal	20
	External	80
Indirect Assessment	Course Evaluation Survey	0

Benchmark and Attainment			
Level	Benchmark	Strength	Attainment
Level 1	20% Students got more than target	(20% of Student strength): 2.40	1
Level 2	30% Students got more than target	(30% of Student strength): 3.60	2
Level 3	40% Students got more than target	(40% of Student strength): 4.80	3

**Step 4**

Course Attainment for each CO: Direct Assessment for Various Internal Examination

	CO	Total Mark	CTM* (50%)	No. of students above threshold	Attainment
Internal 1	CO1	6	3	11	3
	CO2	11	5.5	11	3
	CO3	11	5.5	12	3
	CO 4	11	5.5	12	3
	CO 5	11	5.5	12	3

Course Attainment for CO: Direct Attainment External

	CO	Total Mark	CTM* (50%)	No of Students above threshold	Attainment
External Examination	CO1	-	-	-	3.00
	CO2				
	CO3				
	CO 4				
	CO 5				

*Competency Threshold Mark

Step 5:

Course Attainment for each CO: Indirect Assessment (Course Exit Survey)

	CO	Average Attainment	Attainment
Indirect Assessment	CO1	-	0.00
	CO2	-	
	CO3	-	
	CO 4	-	
	CO 5	-	



Step 6:

Direct Attainment

	CO1	CO2	CO3	CO 4	CO 5	Average	Weightage	Attainment
Internal	3.00	3.00	3.00	3.00	3.00	3.00	20	0.60
External	3	3	3	3	3	3.00	80	2.40
Direct Attainment Total								3

Step 7:

Course Outcome Attainment

	Attainment	Weightage	Final Attainment
Direct Attainment	3.00	100%	3.00
Indirect Attainment	0.00	0%	0.00
Course Outcome Attainment			3.00
Course Outcome Attainment Percentage			100.00%

Signature of Teacher



Signature of HOD